



Wellington Airport

Noise Compliance Reporting

September/October/November 2023

1. Noise Enquiries Received and Response
2. Noise Enquiries Graph
3. Curfew Movements Graph
4. Noise (Ldn) Compliance Graph
5. Monthly Monitoring Reports from Envirosuite Pty Limited

As reported to the
Air Noise Management Committee

11 December 2023

Noise Enquiries Summary *

Date	Time	Suburb	Query	Source / Action	Category
27/09/2023	1:06am	Miramar	Qantas flight QFA163 landed at 1:06am during curfew.	Confirmed that the flight was disrupted due to enroute weather and traffic workload, causing a backlog of departure traffic. Explained that aircraft operations associated with disrupted flights are permitted for up to an additional 30 minutes (as per Condition 27(a)).	CUR
29/09/2023	1:25am	Newlands	Qantas flight QFA163 landed at 1:25am during curfew.	Confirmed that the flight was disrupted due to engineering issues. Explained that aircraft operations associated with disrupted flights are permitted for up to an additional 30 minutes (as per Condition 27(a)).	CUR
29/09/2023		Karori	Have noticed a significant increase in noise from planes flying overhead. Asked if the flight path has changed and if so when this will revert to the previous paths?	Explained that DMAPS was introduced in December 2022 however does not impact Karori. Explained the CAA rules in relation to aircraft height and that if an aircraft is flying in accordance with these rules and within the normal flying hours for Wellington Airport, the Airport itself has no control or jurisdiction. Provided complainant with link to Webtrak to investigate specific flights further.	OVR
5/10/2023	1:26am	Wainuiomata	Complained via phone about the late night arrival noise QF163 at 01:26am. Also wanted to share his concerns about the number of flights from Wellington Airport.	Explained our curfew requirements and exceptions. Offered to provide more information on the arrival once received, but complainant did not respond to this. Also explained other steps taken to manage noise, as activity has increased. Complainant was appreciative of the call back.	CUR/OTH
9/10/2023	9:55pm	Hutt	Loud flight circling the eastern areas of Lower and Upper Hutt from 8:35pm to 10:20pm. Complained that the aircraft should stay over non-populated areas.	Wellington Aeroclub informed that this plane was used for night training. Explained that while the flight was following CAA rules and Wellington Airport's curfew, the Aeroclub acknowledge that the track of the aircraft was not well considered given the nature of the flight and apologize for this. Going forward, the aeroclub will take further consideration with respect to planned routes/timing to ensure this is avoided in the future.	SIN/OVR
15/11/2023		Strathmore Park	For considerable time there has been a regular double banging noise coming for the airport. This is apparent throughout the day and night. They have identified it is coming from a steel cover plate on the upper level of the northbound up ramp directly opposite the valet parking entrance as cars travel over it.	The steel cover plate which was making the loud clanging noise was fixed over-night.	OTH

* Complaints relating to the new Divergent Missed Approach Flight Path (DMAPS) are recorded in a separate complaints register

GPU - GPU/APU use

MNT - WIAL Maintenance works

ENG - Engine testing

SIN - single noisy aircraft movement

CUR - airport movement during curfew hours

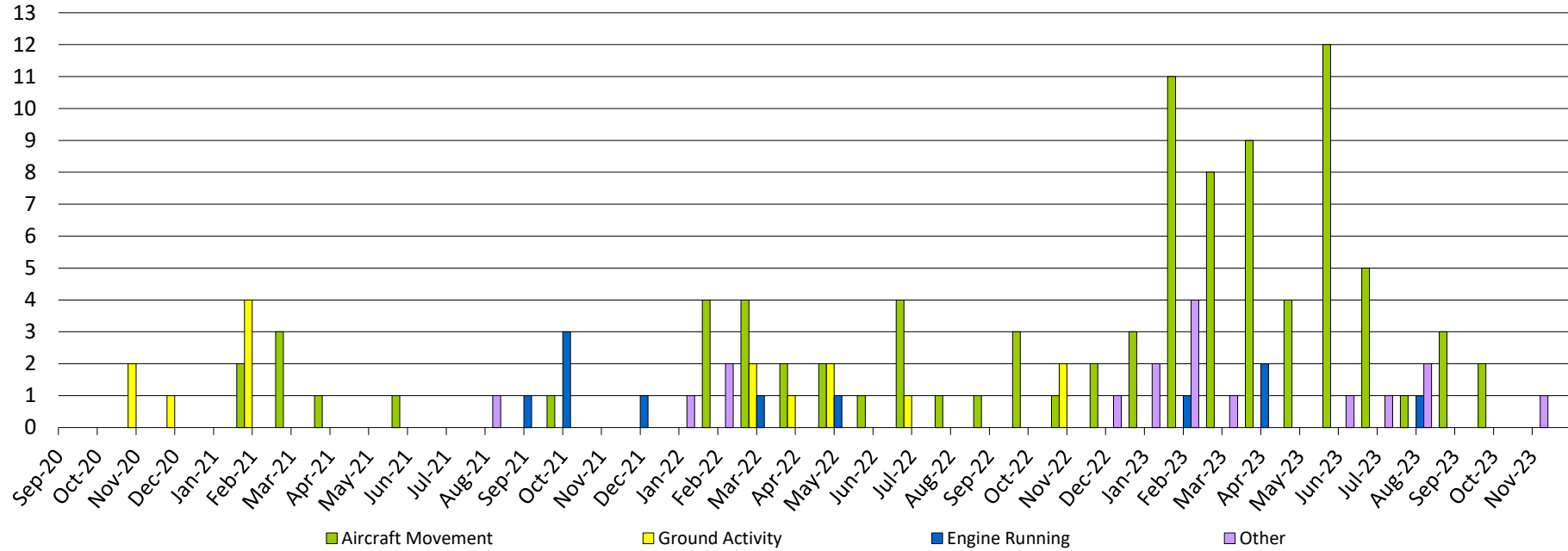
OVR - overflight/holding/circling aircraft

CAA - low flying/safety complaints

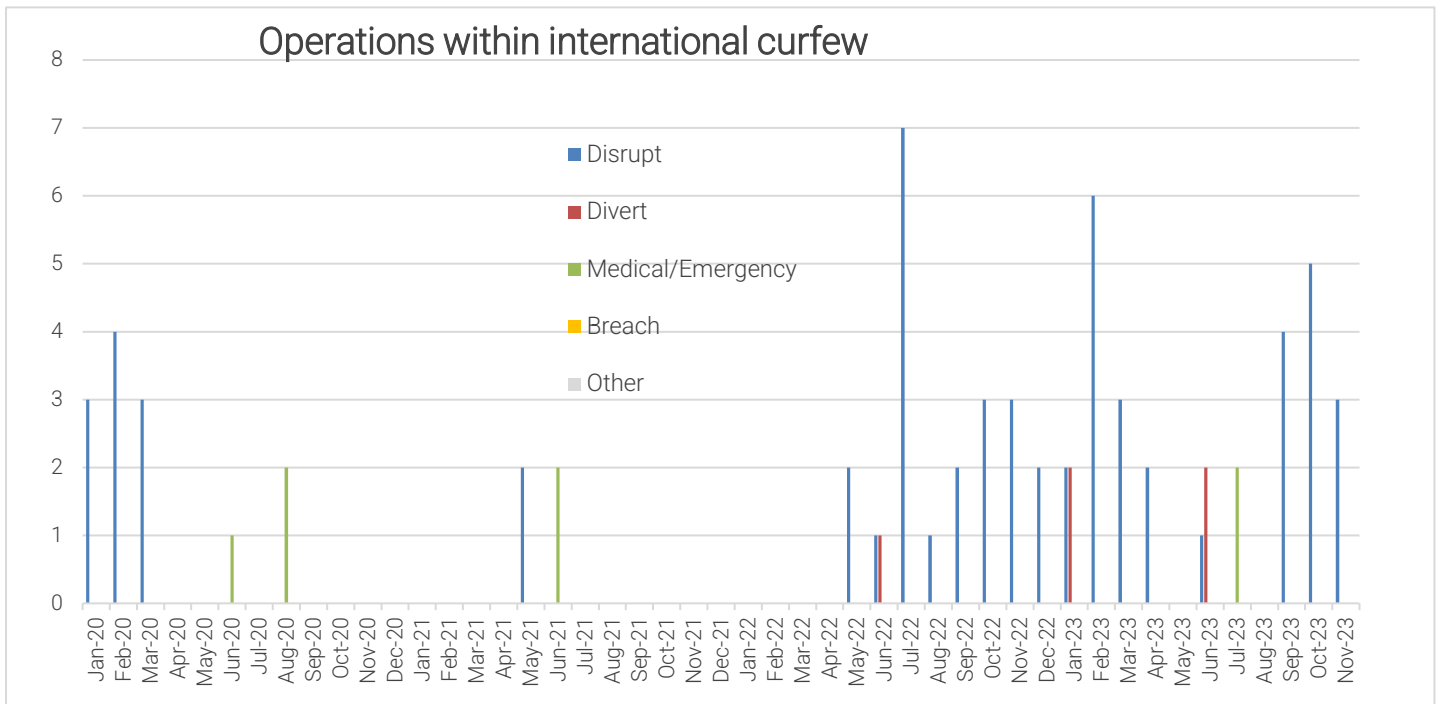
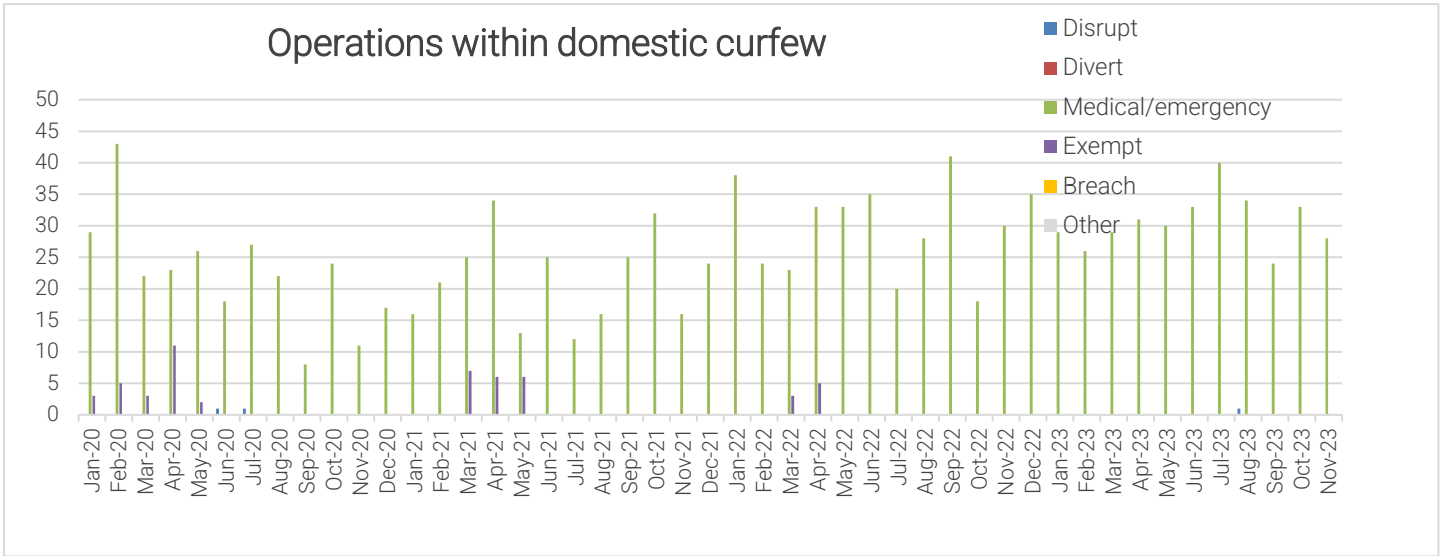
QRY - enquiries about rules etc

OTH - other feedback

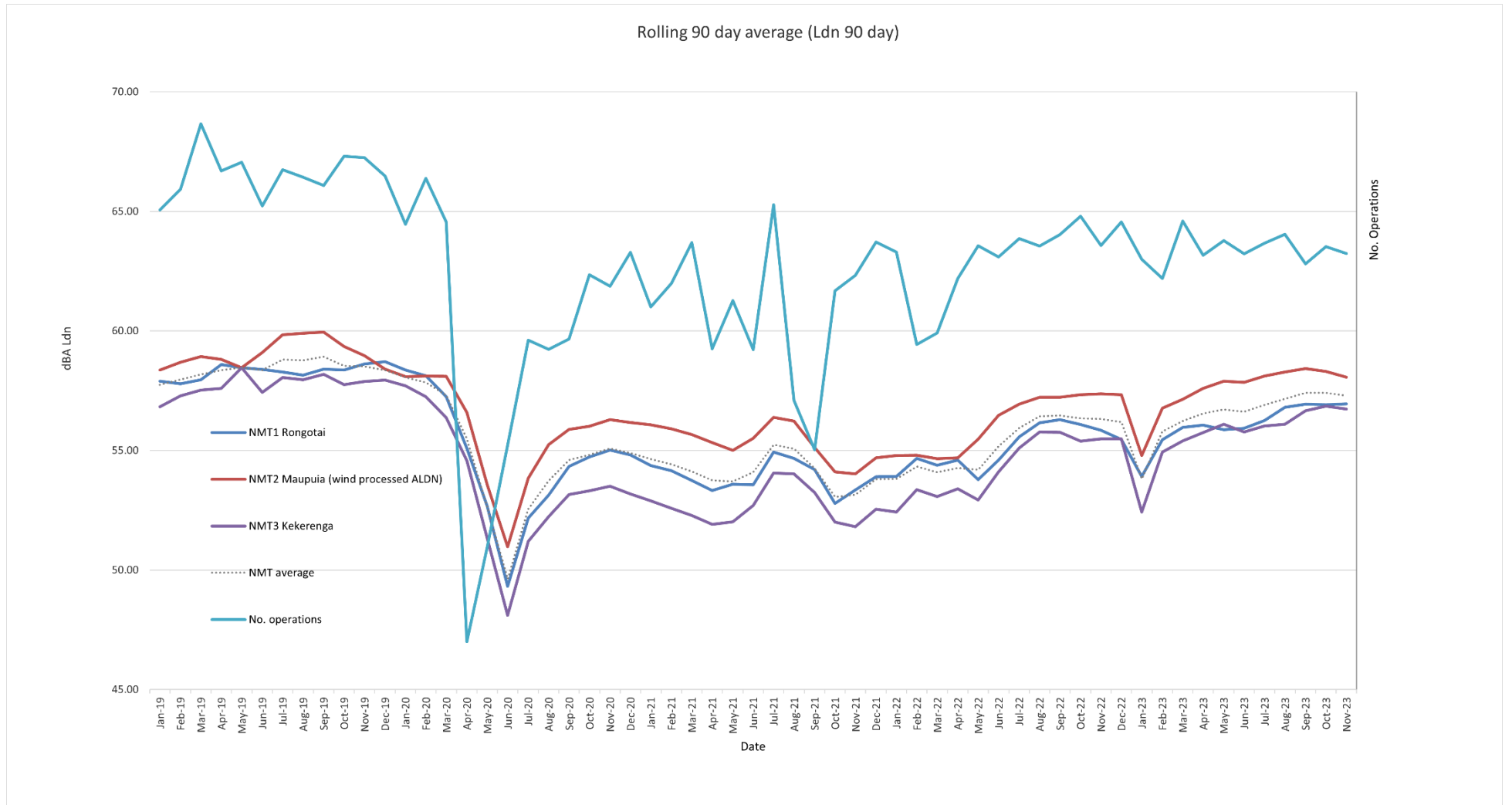
Noise Enquiries to November 2023



CURFEW GRAPHS



LDN COMPLIANCE GRAPH (as at November 2023)





Wellington International Airport
Managed Noise Service
Monthly Report for Sep 2023

WELLINGTON INTERNATIONAL
AIRPORT LIMITED

Managed Noise Service

Monthly Report: Sep 2023

Provided By: Envirosuite

Date: 01 October, 2023

Wellington International Airport
Managed Noise Service
Monthly Report for Sep 2023

Table of Contents

SUMMARY	3
AIRCRAFT LDN	4
AIRCRAFT OPERATIONS	5
UNCORRELATED AIRCRAFT	7
CALIBRATION REPORT	9

Wellington International Airport
Managed Noise Service
Monthly Report for Sep 2023

Summary

This report contains the information required by WIAL as part of the Envirosuite Managed Noise Service Agreement. The month of Sep saw data collected from all three RMTs with exceptions as follows:

RMT 1, 2, 3 missed the hourly record of 24-Sep-2023 02:00. HUB#7189264

RMT 3 missed the hourly record of 01-Sep-2023 10:00. HUB#6154983

Wellington International Airport
Managed Noise Service
Monthly Report for Sep 2023

Aircraft LDN

**Daily LDN Table
Sep 1, 2023 to Sep 30, 2023**

	RMT 1 Rongotai	RMT 2 Maupuia	RMT 3 Kekerenga
01-Sep-23	56.5	54.7	59.0
02-Sep-23	55.3	57.6	54.8
03-Sep-23	57.5	54.8	52.7
04-Sep-23	56.1	54.0	54.6
05-Sep-23	56.4	58.1	58.2
06-Sep-23	57.0	59.1	58.0
07-Sep-23	55.4	58.1	57.4
08-Sep-23	56.3	58.7	57.3
09-Sep-23	53.8	61.2	54.4
10-Sep-23	52.8	58.3	55.8
11-Sep-23	58.0	61.1	57.6
12-Sep-23	55.3	60.1	57.9
13-Sep-23	54.2	59.3	56.8
14-Sep-23	56.8	59.5	57.6
15-Sep-23	58.0	59.4	56.4
16-Sep-23	56.5	56.4	57.5
17-Sep-23	57.3	43.3	60.3
18-Sep-23	54.5	56.9	55.9
19-Sep-23	57.3	37.9	57.2
20-Sep-23	56.9	59.9	57.6
21-Sep-23	57.0	61.3	58.1
22-Sep-23	57.6	59.4	58.8
23-Sep-23	57.6	53.3	58.8
24-Sep-23	58.1	54.7	52.8
25-Sep-23	59.8	55.6	53.9
26-Sep-23	59.3	60.2	56.7
27-Sep-23	59.1	59.9	57.5
28-Sep-23	57.6	58.6	55.4
29-Sep-23	57.4	57.5	57.0
30-Sep-23	57.7	57.2	55.4

Wellington International Airport
Managed Noise Service
Monthly Report for Sep 2023

Aircraft Operations

Operations Analysis
Sep 1, 2023 to Sep 30, 2023

Operation Type	Day	Night	Total
Arrival	3115	140	3255
Departure	2973	183	3156
Total	6088	323	6411

Jet	Day	Night	Total
A20N - Airbus A-320	91	104	195
A21N - Airbus A-321	23	1	24
A320 - Airbus - A320	1896	43	1939
B38M - Boeing 737 Max 8	22	0	22
B738 - Boeing - 737-800	128	51	179
C25A - Cessna Citation CJ2+	4	0	4
C25B - Cessna Citation CJ3 (twin-jet)	2	0	2
C510 - CESSNA CITIATION MUSTANG	38	0	38
C680 - CESSNA - 680 Citation Sovereign L2J/M	2	0	2
E35L	4	0	4
E50P - Embraer Phenom 100	5	0	5
E55P - Embraer EMB-505 Phenom 300	2	0	2
F900 - Dassault-Breguet - Falcon 900, Mystere 900 (T-18)	2	0	2
FA50 - Dassault-Breguet - Falcon 50, Mystere 50 (T-16)	15	0	15
GLEX - Bombardier GLOBAL EXPRESS/Sentinel	2	0	2
PC24 - Pilatus PC-24	4	0	4
Total	2240	199	2439

Wellington International Airport
Managed Noise Service
Monthly Report for Sep 2023

Turboprop	Day	Night	Total
AT75 - Aerospatiale/Aeritalia - ATR-72-500	30	0	30
AT76 - Aerospatiale/Aeritalia - ATR-72-600	531	28	559
B350 - Beech - Super King Air 350	27	1	28
BE20 - Beech - Super King Air 200, 1300	219	20	239
BE9L - Beech - KingAir90, A90 to E90 (T-44, V-C6), Taurus 90	35	0	35
C130 - Lockheed - Hercules, Spectre	6	0	6
C208 - Cessna-Caravan 1-208,(Super) Cargomaster, Grand Caravan (U27)	542	44	586
C30J - C-130J Hercules	2	0	2
C441 - Cessna - Conquest/Conquest 2 - 441	2	0	2
DH8C - Dehavilland - Dash 8, DHC8 - 300	1787	0	1787
JS31 - British Aerospace-BAe-3100 Jetstream 31	43	0	43
JS32 - British Aerospace-BAe-3200 Jetstream Super 31	79	14	93
MU2 - Mitsubishi - MU-2, Marquise, Solitaire	2	0	2
P46T - Piper - Malibu Meridian	1	0	1
PC12 - Pilatus Flugzeugwerke Ag - PC-12	237	11	248
SF34 - Saab - SF-340	23	1	24
TBM9	2	0	2
TEX2 - Beechcraft T-6A Texan II	3	0	3
Total	3571	119	3690

Others	Day	Night	Total
BK17 - MBB/Kawasaki BK 117	37	2	39
BN2 - Britten-Norman BN-2 Islander	1	0	1
BN2P - Britten Norman - BN-2A/B Islander, Defender	29	0	29
C172 - Cessna - Skyhawk 172/Cutlass/Mescalero	16	2	18
C182 - Cessna - Skylane 182	4	0	4
C185 - Cessna - Skywagon 185 (U-17A/B)	5	0	5
DA40 - Diamond DA40	6	0	6
DA42 - DA-42 Diamond Twin Star	3	0	3
GA8 - GippsAero GA8 Airvan	31	0	31
M9 - Beretta M9	3	0	3
NH90 - NH90 Caiman	3	0	3
P28A - Piper - Cherokee, Archer, Warrior, Cadet, Cruiser (PA-28-140/150/151/160/161/180/181)	29	0	29
P32R - Piper - Cherokee Lance PA-32R, Saratoga SP, Turbo Saratoga SP	4	0	4
P8 - Boeing 737-800 Poseidon	2	0	2
PA34 - Piper - Seneca 2/3	1	0	1
PA38 - Piper - Tomahawk	47	0	47
PA44 - Piper - Seminole, Turbo Seminole	6	0	6
SR22 - Cirrus - SR-22	1	0	1
Unknown	49	1	50
Total	277	5	282

Category	Day	Night	Total
Jet	2240	199	2439
Turboprop	3571	119	3690
Other	277	5	282
Total	6088	323	6411

Wellington International Airport
Managed Noise Service
Monthly Report for Sep 2023

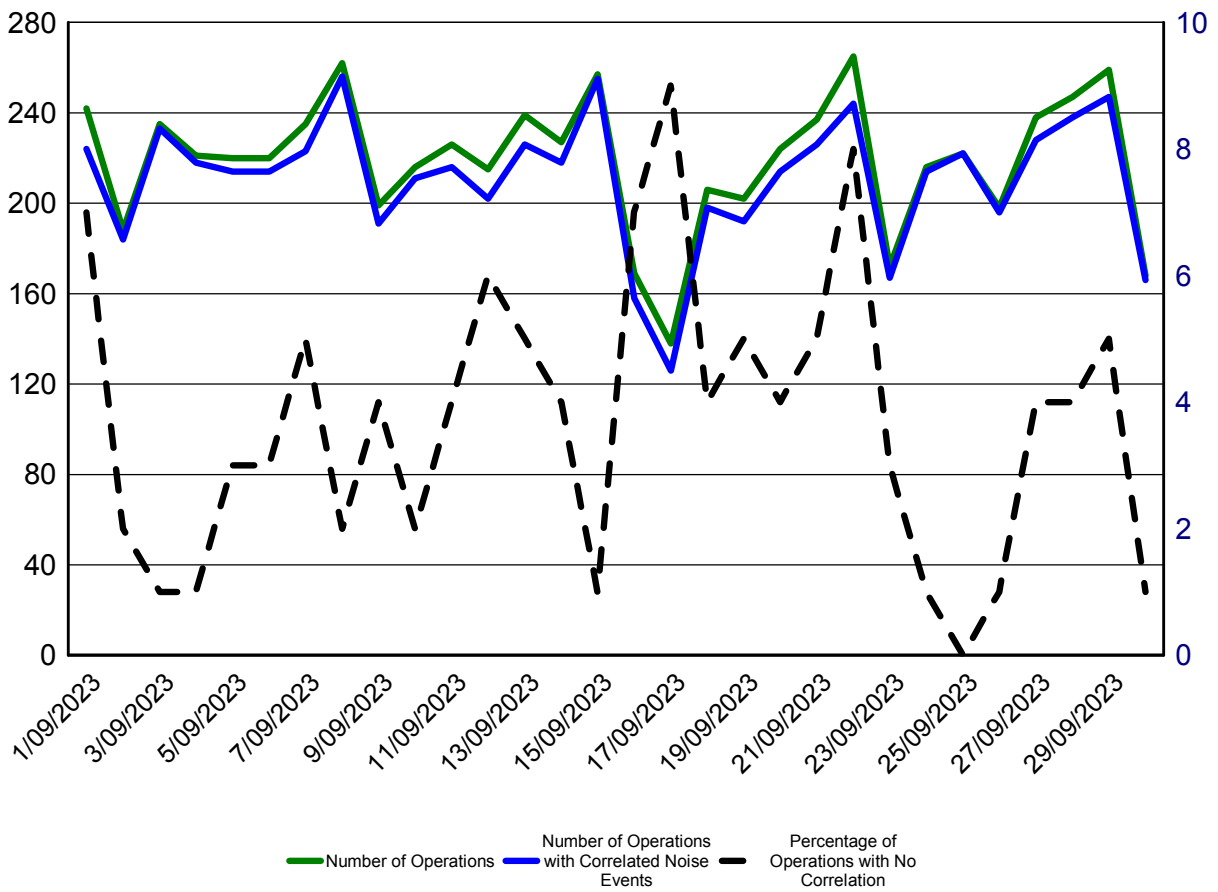
Uncorrelated Aircraft

Uncorrelated Aircraft Analysis Sep 1, 2023 to Sep 30, 2023

Date	Number of Operations	Operations with Correlated Noise Events	Percentage of Operations With No Correlated Noise Events	Jets with No Correlated Noise Events
01-Sep-2023	242	224	7%	2
02-Sep-2023	188	184	2%	1
03-Sep-2023	235	233	1%	0
04-Sep-2023	221	218	1%	0
05-Sep-2023	220	214	3%	1
06-Sep-2023	220	214	3%	0
07-Sep-2023	235	223	5%	1
08-Sep-2023	262	256	2%	0
09-Sep-2023	199	191	4%	0
10-Sep-2023	216	211	2%	0
11-Sep-2023	226	216	4%	1
12-Sep-2023	215	202	6%	3
13-Sep-2023	239	226	5%	1
14-Sep-2023	227	218	4%	2
15-Sep-2023	257	255	1%	0
16-Sep-2023	169	158	7%	1
17-Sep-2023	138	126	9%	3
18-Sep-2023	206	198	4%	2
19-Sep-2023	202	192	5%	0
20-Sep-2023	224	214	4%	1
21-Sep-2023	237	226	5%	0
22-Sep-2023	265	244	8%	1
23-Sep-2023	172	167	3%	0
24-Sep-2023	216	214	1%	0
25-Sep-2023	222	222	0%	0
26-Sep-2023	198	196	1%	0
27-Sep-2023	238	228	4%	1
28-Sep-2023	247	238	4%	0
29-Sep-2023	259	247	5%	3
30-Sep-2023	168	166	1%	0

Wellington International Airport
 Managed Noise Service
 Monthly Report for Sep 2023

This graph shown below provides a summary of the noise correlation at Wellington Airport during September 2023



Wellington International Airport
Managed Noise Service
Monthly Report for Sep 2023

Calibration Report

	RMT 1			RMT 2			RMT 3		
	Measured	Diff.	Status	Measured	Diff.	Status	Measured	Diff.	Status
01-Sep-2023	88.4	0.3	SUCCESS	88.0	0.1	SUCCESS	88.3	0.3	SUCCESS
02-Sep-2023	88.3	0.2	SUCCESS	87.9	0.0	SUCCESS	88.3	0.3	SUCCESS
03-Sep-2023	88.3	0.2	SUCCESS	87.9	0.0	SUCCESS	88.3	0.3	SUCCESS
04-Sep-2023	88.3	0.2	SUCCESS	87.9	0.0	SUCCESS	88.3	0.3	SUCCESS
05-Sep-2023	88.3	0.2	SUCCESS	87.9	0.0	SUCCESS	88.3	0.3	SUCCESS
06-Sep-2023	88.4	0.3	SUCCESS	88.0	0.1	SUCCESS	88.3	0.3	SUCCESS
07-Sep-2023	88.4	0.3	SUCCESS	88.1	0.2	SUCCESS	88.3	0.3	SUCCESS
08-Sep-2023	88.4	0.3	SUCCESS	87.9	0.0	SUCCESS	88.3	0.3	SUCCESS
09-Sep-2023	88.3	0.2	SUCCESS	87.9	0.0	SUCCESS	88.3	0.3	SUCCESS
10-Sep-2023	88.3	0.2	SUCCESS	87.9	0.0	SUCCESS	88.3	0.3	SUCCESS
11-Sep-2023	88.4	0.3	SUCCESS	88.0	0.1	SUCCESS	88.3	0.3	SUCCESS
12-Sep-2023	88.4	0.3	SUCCESS	88.0	0.1	SUCCESS	88.3	0.3	SUCCESS
13-Sep-2023	88.4	0.3	SUCCESS	87.9	0.0	SUCCESS	88.3	0.3	SUCCESS
14-Sep-2023	88.4	0.3	SUCCESS	88.1	0.2	SUCCESS	88.3	0.3	SUCCESS
15-Sep-2023	88.3	0.2	SUCCESS	88.0	0.1	SUCCESS	88.3	0.3	SUCCESS
16-Sep-2023	88.4	0.3	SUCCESS	88.1	0.2	SUCCESS	88.3	0.3	SUCCESS
17-Sep-2023	88.4	0.3	SUCCESS	88.2	0.3	SUCCESS	88.4	0.4	SUCCESS
18-Sep-2023	88.4	0.3	SUCCESS	88.0	0.1	SUCCESS	88.3	0.3	SUCCESS
19-Sep-2023	88.4	0.3	SUCCESS	88.1	0.2	SUCCESS	88.3	0.3	SUCCESS
20-Sep-2023	88.4	0.3	SUCCESS	88.0	0.1	SUCCESS	88.3	0.3	SUCCESS
21-Sep-2023	88.4	0.3	SUCCESS	88.0	0.1	SUCCESS	88.3	0.3	SUCCESS
22-Sep-2023	88.4	0.3	SUCCESS	88.0	0.1	SUCCESS	88.3	0.3	SUCCESS
23-Sep-2023	88.4	0.3	SUCCESS	88.0	0.1	SUCCESS	88.3	0.3	SUCCESS
24-Sep-2023	88.4	0.3	SUCCESS	87.9	0.0	SUCCESS	88.3	0.3	SUCCESS
25-Sep-2023	88.4	0.3	SUCCESS	87.9	0.0	SUCCESS	88.3	0.3	SUCCESS
26-Sep-2023	88.3	0.2	SUCCESS	87.9	0.0	SUCCESS	88.3	0.3	SUCCESS
27-Sep-2023	88.3	0.2	SUCCESS	87.9	0.0	SUCCESS	88.3	0.3	SUCCESS
28-Sep-2023	88.3	0.2	SUCCESS	87.9	0.0	SUCCESS	88.3	0.3	SUCCESS
29-Sep-2023	88.3	0.2	SUCCESS	88.0	0.1	SUCCESS	88.3	0.3	SUCCESS
30-Sep-2023	88.3	0.2	SUCCESS	87.9	0.0	SUCCESS	88.3	0.3	SUCCESS



Wellington International Airport
Managed Noise Service
Monthly Report for Oct 2023

WELLINGTON INTERNATIONAL
AIRPORT LIMITED

Managed Noise Service

Monthly Report: Oct 2023

Provided By: Envirosuite

Date: 31 October, 2023



Wellington International Airport
Managed Noise Service
Monthly Report for Oct 2023

Table of Contents

SUMMARY	3
AIRCRAFT LDN	4
AIRCRAFT OPERATIONS	5
UNCORRELATED AIRCRAFT	7
CALIBRATION REPORT	9

Wellington International Airport
Managed Noise Service
Monthly Report for Oct 2023

Summary

This report contains the information required by WIAL as part of the Envirosuite Managed Noise Service Agreement. The month of October saw all data collected from all three RMTs.

Wellington International Airport
Managed Noise Service
Monthly Report for Oct 2023

Aircraft LDN

Daily LDN Table
Oct 1, 2023 to Oct 31, 2023

	RMT 1 Rongotai	RMT 2 Maupuia	RMT 3 Kekerenga
01-Oct-23	55.2	58.8	56.7
02-Oct-23	58.4	57.8	57.5
03-Oct-23	57.9	60.4	57.5
04-Oct-23	57.0	59.5	57.0
05-Oct-23	55.3	61.5	57.3
06-Oct-23	57.2	59.5	59.0
07-Oct-23	57.7	58.1	56.5
08-Oct-23	57.9	54.8	53.2
09-Oct-23	55.9	59.0	57.4
10-Oct-23	56.9	58.4	55.6
11-Oct-23	56.4	57.6	55.9
12-Oct-23	55.5	58.8	54.9
13-Oct-23	57.9	61.4	59.1
14-Oct-23	57.6	52.3	58.6
15-Oct-23	57.5	48.6	58.4
16-Oct-23	54.5	58.4	57.8
17-Oct-23	60.5	55.8	59.3
18-Oct-23	57.0	57.9	55.7
19-Oct-23	55.3	59.4	56.8
20-Oct-23	55.7	58.1	57.0
21-Oct-23	55.1	57.0	55.1
22-Oct-23	57.7	54.1	52.1
23-Oct-23	54.8	57.2	55.7
24-Oct-23	56.7	58.1	57.5
25-Oct-23	55.6	58.8	57.2
26-Oct-23	59.1	46.5	59.2
27-Oct-23	57.4	59.6	58.2
28-Oct-23	55.6	58.3	54.9
29-Oct-23	57.8	57.8	55.7
30-Oct-23	53.9	56.3	52.8
31-Oct-23	53.7	55.6	56.8

Wellington International Airport
Managed Noise Service
Monthly Report for Oct 2023

Aircraft Operations

Operations Analysis
Oct 1, 2023 to Oct 31, 2023

Operation Type	Day	Night	Total
Arrival	3239	139	3378
Departure	3093	198	3291
Total	6332	337	6669

Jet	Day	Night	Total
A20N - Airbus A-320	99	86	185
A21N - Airbus A-321	27	3	30
A320 - Airbus - A320	1916	47	1963
B38M - Boeing 737 Max 8	28	0	28
B738 - Boeing - 737-800	128	61	189
B752 - Boeing - 757-200	2	0	2
BE40 - Beech - Beechjet 400/T-1 Jayhawk	2	0	2
C25A - Cessna Citation CJ2+	17	0	17
C25B - Cessna Citation CJ3 (twin-jet)	4	0	4
C510 - CESSNA CITIATION MUSTANG	26	0	26
CL60 - Canadair Bombardier - CL600/610 Challenger	10	0	10
E190 - Embraer E190	8	0	8
E50P - Embraer Phenom 100	1	0	1
FA20 - Dassault-Breguet - Falcon 20, Mystere 20 (T-11)	2	0	2
FA50 - Dassault-Breguet - Falcon 50, Mystere 50 (T-16)	10	1	11
GLEX - Bombardier GLOBAL EXPRESS/Sentinel	4	0	4
PC24 - Pilatus PC-24	2	0	2
Total	2286	198	2484

Wellington International Airport
Managed Noise Service
Monthly Report for Oct 2023

Turboprop	Day	Night	Total
AT75 - Aerospatiale/Aeritalia - ATR-72-500	50	0	50
AT76 - Aerospatiale/Aeritalia - ATR-72-600	571	38	609
B350 - Beech - Super King Air 350	16	1	17
BE20 - Beech - Super King Air 200, 1300	256	32	288
BE9L - Beech - KingAir90, A90 to E90 (T-44, V-C6), Taurus 90	33	1	34
C130 - Lockheed - Hercules, Spectre	8	0	8
C208 - Cessna-Caravan 1-208,(Super) Cargomaster, Grand Caravan (U27)	552	39	591
DH8C - Dehavilland - Dash 8, DHC8 - 300	1849	2	1851
JS31 - British Aerospace-BAe-3100 Jetstream 31	36	0	36
JS32 - British Aerospace-BAe-3200 Jetstream Super 31	94	5	99
MU2 - Mitsubishi - MU-2, Marquise, Solitaire	2	0	2
PC12 - Pilatus Flugzeugwerke Ag - PC-12	261	15	276
SF34 - Saab - SF-340	5	0	5
TEX2 - Beechcraft T-6A Texan II	1	0	1
Total	3734	133	3867

Others	Day	Night	Total
B06 - BELL B-206 JetRanger	2	0	2
BK17 - MBB/Kawasaki BK 117	11	0	11
BN2A - BRITTEN-NORMAN BN2A Mk III Trislander	2	0	2
BN2P - Britten Norman - BN-2A/B Islander, Defender	5	0	5
C172 - Cessna - Skyhawk 172/Cutlass/Mescalero	21	0	21
C185 - Cessna - Skywagon 185 (U-17A/B)	2	0	2
C206 - Cessna - Stationair 6, Turbo Stationair 6	2	0	2
DA42 - DA-42 Diamond Twin Star	1	0	1
GA8 - GippsAero GA8 Airvan	59	0	59
M9 - Beretta M9	1	0	1
NH90 - NH90 Caiman	4	0	4
P28A - Piper - Cherokee, Archer, Warrior, Cadet, Cruiser (PA-28-140/150/151/160/161/180/181)	39	0	39
P32R - Piper - Cherokee Lance PA-32R, Saratoga SP, Turbo Saratoga SP	2	0	2
PA32 - Piper - Cherokee Six, Lance, (Turbo) Saratoga	1	1	2
PA34 - Piper - Seneca 2/3	4	0	4
PA38 - Piper - Tomahawk	62	0	62
Unknown	94	5	99
Total	312	6	318

Category	Day	Night	Total
Jet	2286	198	2484
Turboprop	3734	133	3867
Other	312	6	318
Total	6332	337	6669

Wellington International Airport
Managed Noise Service
Monthly Report for Oct 2023

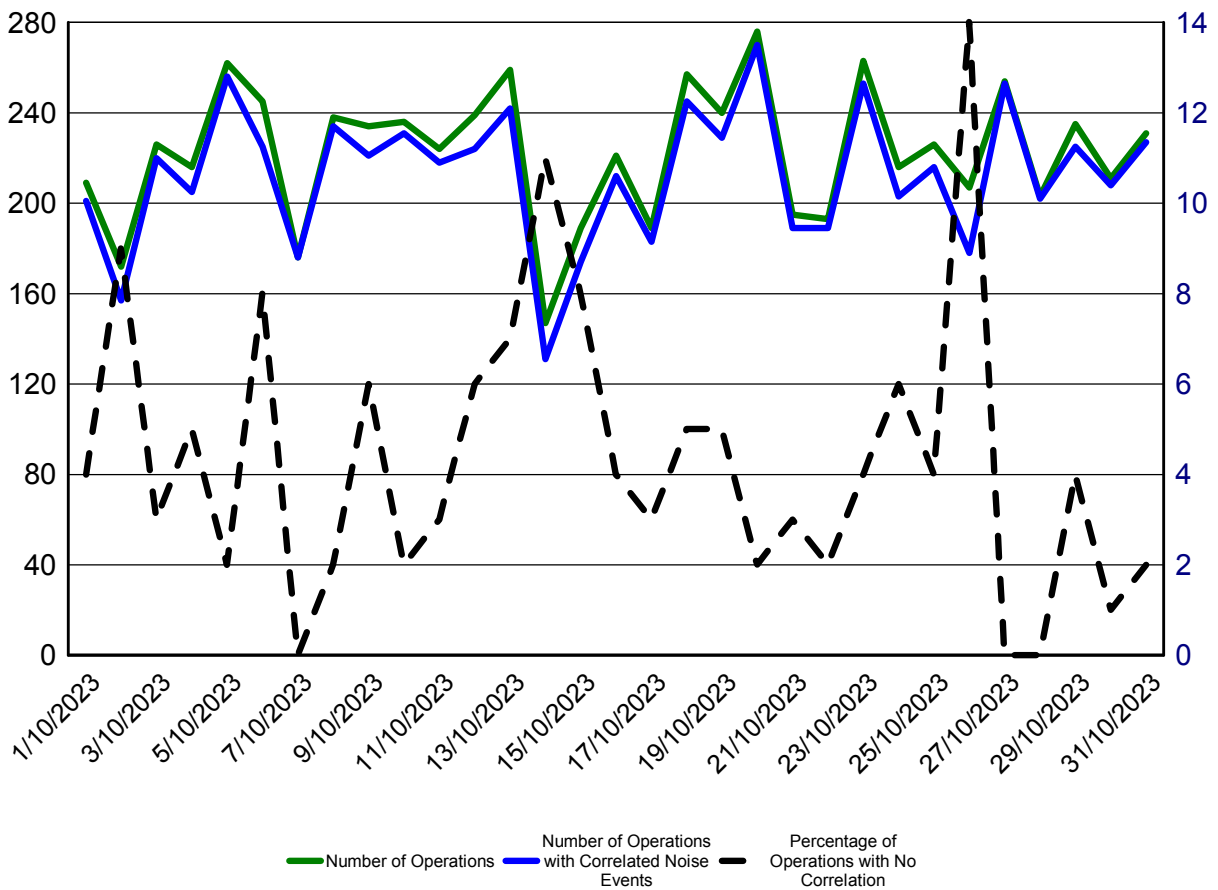
Uncorrelated Aircraft

Uncorrelated Aircraft Analysis
Oct 1, 2023 to Oct 31, 2023

Date	Number of Operations	Operations with Correlated Noise Events	Percentage of Operations With No Correlated Noise Events	Jets with No Correlated Noise Events
01-Oct-2023	209	201	4%	2
02-Oct-2023	172	157	9%	1
03-Oct-2023	226	220	3%	0
04-Oct-2023	216	205	5%	1
05-Oct-2023	262	256	2%	1
06-Oct-2023	245	225	8%	3
07-Oct-2023	176	176	0%	0
08-Oct-2023	238	234	2%	0
09-Oct-2023	234	221	6%	0
10-Oct-2023	236	231	2%	1
11-Oct-2023	224	218	3%	0
12-Oct-2023	239	224	6%	0
13-Oct-2023	259	242	7%	3
14-Oct-2023	147	131	11%	4
15-Oct-2023	189	174	8%	1
16-Oct-2023	221	212	4%	1
17-Oct-2023	189	183	3%	0
18-Oct-2023	257	245	5%	1
19-Oct-2023	240	229	5%	0
20-Oct-2023	276	270	2%	1
21-Oct-2023	195	189	3%	1
22-Oct-2023	193	189	2%	0
23-Oct-2023	263	253	4%	2
24-Oct-2023	216	203	6%	2
25-Oct-2023	226	216	4%	0
26-Oct-2023	207	178	14%	6
27-Oct-2023	254	253	0%	0
28-Oct-2023	203	202	0%	1
29-Oct-2023	235	225	4%	0
30-Oct-2023	211	208	1%	1
31-Oct-2023	231	227	2%	1

Wellington International Airport
 Managed Noise Service
 Monthly Report for Oct 2023

This graph shown below provides a summary of the noise correlation at Wellington Airport during October 2023



Wellington International Airport
Managed Noise Service
Monthly Report for Oct 2023

Calibration Report

	RMT 1			RMT 2			RMT 3		
	Measured	Diff.	Status	Measured	Diff.	Status	Measured	Diff.	Status
01-Oct-2023	88.4	0.3	SUCCESS	88.0	0.1	SUCCESS	88.3	0.3	SUCCESS
02-Oct-2023	88.4	0.3	SUCCESS	88.1	0.2	SUCCESS	88.3	0.3	SUCCESS
03-Oct-2023	88.4	0.3	SUCCESS	87.9	0.0	SUCCESS	88.3	0.3	SUCCESS
04-Oct-2023	88.4	0.3	SUCCESS	88.0	0.1	SUCCESS	88.3	0.3	SUCCESS
05-Oct-2023	88.4	0.3	SUCCESS	87.9	0.0	SUCCESS	88.3	0.3	SUCCESS
06-Oct-2023	88.4	0.3	SUCCESS	88.0	0.1	SUCCESS	88.3	0.3	SUCCESS
07-Oct-2023	88.3	0.2	SUCCESS	87.9	0.0	SUCCESS	88.3	0.3	SUCCESS
08-Oct-2023	88.3	0.2	SUCCESS	87.9	0.0	SUCCESS	88.3	0.3	SUCCESS
09-Oct-2023	88.4	0.3	SUCCESS	88.0	0.1	SUCCESS	88.3	0.3	SUCCESS
10-Oct-2023	88.3	0.2	SUCCESS	87.9	0.0	SUCCESS	88.3	0.3	SUCCESS
11-Oct-2023	88.3	0.2	SUCCESS	87.9	0.0	SUCCESS	88.3	0.3	SUCCESS
12-Oct-2023	88.3	0.2	SUCCESS	87.9	0.0	SUCCESS	88.3	0.3	SUCCESS
13-Oct-2023	88.4	0.3	SUCCESS	88.0	0.1	SUCCESS	88.4	0.4	SUCCESS
14-Oct-2023	88.4	0.3	SUCCESS	88.2	0.3	SUCCESS	88.4	0.4	SUCCESS
15-Oct-2023	88.4	0.3	SUCCESS	88.1	0.2	SUCCESS	88.4	0.4	SUCCESS
16-Oct-2023	88.4	0.3	SUCCESS	88.0	0.1	SUCCESS	88.3	0.3	SUCCESS
17-Oct-2023	88.4	0.3	SUCCESS	88.1	0.2	SUCCESS	88.3	0.3	SUCCESS
18-Oct-2023	88.4	0.3	SUCCESS	87.9	0.0	SUCCESS	88.3	0.3	SUCCESS
19-Oct-2023	88.4	0.3	SUCCESS	87.9	0.0	SUCCESS	88.3	0.3	SUCCESS
20-Oct-2023	88.3	0.2	SUCCESS	87.9	0.0	SUCCESS	88.3	0.3	SUCCESS
21-Oct-2023	88.3	0.2	SUCCESS	87.9	0.0	SUCCESS	88.3	0.3	SUCCESS
22-Oct-2023	88.3	0.2	SUCCESS	87.9	0.0	SUCCESS	88.3	0.3	SUCCESS
23-Oct-2023	88.3	0.2	SUCCESS	87.9	0.0	SUCCESS	88.3	0.3	SUCCESS
24-Oct-2023	88.3	0.2	SUCCESS	88.0	0.1	SUCCESS	88.3	0.3	SUCCESS
25-Oct-2023	88.4	0.3	SUCCESS	88.1	0.2	SUCCESS	88.3	0.3	SUCCESS
26-Oct-2023	88.4	0.3	SUCCESS	88.1	0.2	SUCCESS	88.4	0.4	SUCCESS
27-Oct-2023	88.4	0.3	SUCCESS	88.0	0.1	SUCCESS	88.3	0.3	SUCCESS
28-Oct-2023	88.3	0.2	SUCCESS	87.9	0.0	SUCCESS	88.3	0.3	SUCCESS
29-Oct-2023	88.4	0.3	SUCCESS	87.9	0.0	SUCCESS	88.3	0.3	SUCCESS
30-Oct-2023	88.3	0.2	SUCCESS	87.9	0.0	SUCCESS	88.3	0.3	SUCCESS
31-Oct-2023	88.3	0.2	SUCCESS	87.9	0.0	SUCCESS	88.3	0.3	SUCCESS



Wellington International Airport
Managed Noise Service
Monthly Report for Nov 2023

WELLINGTON INTERNATIONAL
AIRPORT LIMITED

Managed Noise Service

Monthly Report: Nov 2023

Provided By: Envirosuite
Date: 30 November, 2023



Wellington International Airport
Managed Noise Service
Monthly Report for Nov 2023

Table of Contents

SUMMARY	3
AIRCRAFT LDN	4
AIRCRAFT OPERATIONS	5
UNCORRELATED AIRCRAFT	7
CALIBRATION REPORT	9

Wellington International Airport
Managed Noise Service
Monthly Report for Nov 2023

Summary

This report contains the information required by WIAL as part of the Envirosuite Managed Noise Service Agreement. The month of November saw all data collected from all three RMTs.

Wellington International Airport
Managed Noise Service
Monthly Report for Nov 2023

Aircraft LDN

Daily LDN Table
Nov 1, 2023 to Nov 30, 2023

	RMT 1 Rongotai	RMT 2 Maupuia	RMT 3 Kekerenga
01-Nov-23	56.4	59.7	55.8
02-Nov-23	55.8	59.2	56.5
03-Nov-23	54.8	60.4	57.6
04-Nov-23	52.4	57.4	55.7
05-Nov-23	54.9	57.3	55.3
06-Nov-23	58.1	57.3	55.4
07-Nov-23	58.6	57.4	55.6
08-Nov-23	57.2	55.5	54.1
09-Nov-23	57.4	55.3	53.6
10-Nov-23	59.2	56.6	53.7
11-Nov-23	54.7	58.7	54.8
12-Nov-23	56.5	59.6	58.1
13-Nov-23	56.6	58.5	57.8
14-Nov-23	58.5	46.9	58.5
15-Nov-23	54.8	57.8	57.2
16-Nov-23	55.9	59.1	56.5
17-Nov-23	58.4	56.4	58.4
18-Nov-23	53.8	53.5	52.9
19-Nov-23	57.5	53.8	54.8
20-Nov-23	57.1	55.3	52.3
21-Nov-23	57.3	56.3	54.4
22-Nov-23	58.8	56.8	57.5
23-Nov-23	55.4	59.6	57.7
24-Nov-23	58.7	59.1	55.8
25-Nov-23	58.2	58.9	56.3
26-Nov-23	55.8	54.3	52.8
27-Nov-23	55.1	59.7	56.5
28-Nov-23	58.4	58.6	58.6
29-Nov-23	57.7	56.7	55.4
30-Nov-23	54.1	59.3	56.5

Wellington International Airport
Managed Noise Service
Monthly Report for Nov 2023

Aircraft Operations

Operations Analysis
Nov 1, 2023 to Nov 30, 2023

Operation Type	Day	Night	Total
Arrival	3211	124	3335
Departure	3061	170	3231
Total	6272	294	6566

Jet	Day	Night	Total
A20N - Airbus A-320	96	42	138
A21N - Airbus A-321	77	0	77
A320 - Airbus - A320	1840	48	1888
B38M - Boeing 737 Max 8	20	0	20
B737 - Boeing - 737-700	1	0	1
B738 - Boeing - 737-800	125	59	184
B752 - Boeing - 757-200	3	1	4
BE40 - Beech - Beechjet 400/T-1 Jayhawk	4	0	4
C25A - Cessna Citation CJ2+	19	0	19
C25B - Cessna Citation CJ3 (twin-jet)	3	0	3
C510 - CESSNA CITIATION MUSTANG	37	2	39
C560 - Cessna - Citation 5	2	0	2
C680 - CESSNA - 680 Citation Sovereign L2J/M	4	0	4
CL60 - Canadair Bombardier - CL600/610 Challenger	2	0	2
E190 - Embraer E190	59	0	59
FA50 - Dassault-Breguet - Falcon 50, Mystere 50 (T-16)	16	0	16
GLF6 - Gulfstream G650	2	0	2
Total	2310	152	2462

Wellington International Airport
Managed Noise Service
Monthly Report for Nov 2023

Turboprop	Day	Night	Total
AT75 - Aerospatiale/Aeritalia - ATR-72-500	36	0	36
AT76 - Aerospatiale/Aeritalia - ATR-72-600	545	33	578
B350 - Beech - Super King Air 350	26	1	27
BE20 - Beech - Super King Air 200, 1300	276	23	299
BE9L - Beech - KingAir90, A90 to E90 (T-44, V-C6), Taurus 90	62	1	63
C130 - Lockheed - Hercules, Spectre	6	0	6
C208 - Cessna-Caravan 1-208,(Super) Cargomaster, Grand Caravan (U27)	529	43	572
DH8C - Dehavilland - Dash 8, DHC8 - 300	1736	0	1736
JS31 - British Aerospace-BAe-3100 Jetstream 31	24	0	24
JS32 - British Aerospace-BAe-3200 Jetstream Super 31	81	5	86
P46T - Piper - Malibu Meridian	5	0	5
PAY4 - Piper - Cheyenne 400	2	0	2
PC12 - Pilatus Flugzeugwerke Ag - PC-12	250	17	267
SF34 - Saab - SF-340	12	0	12
Total	3590	123	3713

Others	Day	Night	Total
AS50 - Eurocopter AS350 Ecureuil	4	0	4
BE36 - Beech - Bonanza 36	2	0	2
BK17 - MBB/Kawasaki BK 117	10	6	16
BN2 - Britten-Norman BN-2 Islander	1	0	1
BN2A - BRITTEN-NORMAN BN2A Mk III Trislander	2	0	2
BN2P - Britten Norman - BN-2A/B Islander, Defender	45	0	45
C152 - Cessna - Cessna 152	4	0	4
C172 - Cessna - Skyhawk 172/Cutlass/Mescalero	23	0	23
C185 - Cessna - Skywagon 185 (U-17A/B)	2	0	2
C206 - Cessna - Stationair 6, Turbo Stationair 6	8	0	8
DA40 - Diamond DA40	2	0	2
DA42 - DA-42 Diamond Twin Star	2	0	2
EC30 - Airbus Eurocopter EC130	4	0	4
GA8 - GippsAero GA8 Airvan	55	0	55
M20P - Mooney Corp - M20/A/B/C/D/E/F/G/J/L/R	2	0	2
M9 - Beretta M9	2	0	2
NH90 - NH90 Caiman	2	0	2
P28A - Piper - Cherokee, Archer, Warrior, Cadet, Cruiser (PA-28-140/150/151/160/161/180/181)	17	1	18
P32R - Piper - Cherokee Lance PA-32R, Saratoga SP, Turbo Saratoga SP	1	0	1
PA38 - Piper - Tomahawk	48	0	48
PA44 - Piper - Seminole, Turbo Seminole	1	0	1
S76 - Sikorsky S-76	2	0	2
SR22 - Cirrus - SR-22	2	0	2
SW4B - Fairchild Swearingen Metro (twin-turboprop)	28	0	28
Unknown	103	12	115
Total	372	19	391

Category	Day	Night	Total
Jet	2310	152	2462
Turboprop	3590	123	3713
Other	372	19	391
Total	6272	294	6566

Wellington International Airport
Managed Noise Service
Monthly Report for Nov 2023

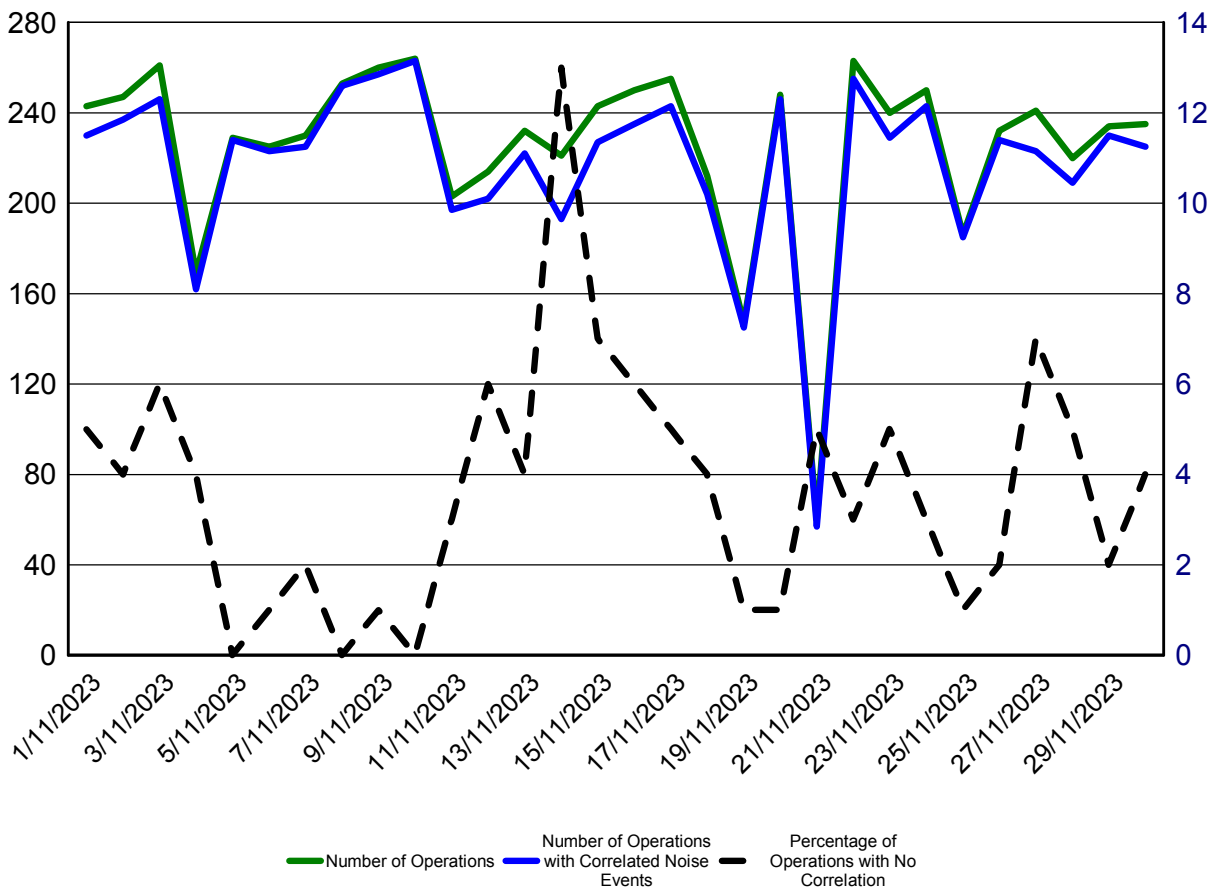
Uncorrelated Aircraft

Uncorrelated Aircraft Analysis
Nov 1, 2023 to Nov 30, 2023

Date	Number of Operations	Operations with Correlated Noise Events	Percentage of Operations With No Correlated Noise Events	Jets with No Correlated Noise Events
01-Nov-2023	243	230	5%	2
02-Nov-2023	247	237	4%	0
03-Nov-2023	261	246	6%	3
04-Nov-2023	169	162	4%	2
05-Nov-2023	229	228	0%	0
06-Nov-2023	225	223	1%	1
07-Nov-2023	230	225	2%	1
08-Nov-2023	253	252	0%	0
09-Nov-2023	260	257	1%	0
10-Nov-2023	264	263	0%	1
11-Nov-2023	203	197	3%	0
12-Nov-2023	214	202	6%	1
13-Nov-2023	232	222	4%	1
14-Nov-2023	221	193	13%	6
15-Nov-2023	243	227	7%	3
16-Nov-2023	250	235	6%	2
17-Nov-2023	255	243	5%	1
18-Nov-2023	212	204	4%	1
19-Nov-2023	147	145	1%	0
20-Nov-2023	248	246	1%	0
21-Nov-2023	60	57	5%	2
22-Nov-2023	263	255	3%	1
23-Nov-2023	240	229	5%	0
24-Nov-2023	250	243	3%	1
25-Nov-2023	186	185	1%	1
26-Nov-2023	232	228	2%	1
27-Nov-2023	241	223	7%	2
28-Nov-2023	220	209	5%	1
29-Nov-2023	234	230	2%	0
30-Nov-2023	235	225	4%	1

Wellington International Airport
 Managed Noise Service
 Monthly Report for Nov 2023

This graph shown below provides a summary of the noise correlation at Wellington Airport during November 2023



Wellington International Airport
Managed Noise Service
Monthly Report for Nov 2023

Calibration Report

	RMT 1			RMT 2			RMT 3		
	Measured	Diff.	Status	Measured	Diff.	Status	Measured	Diff.	Status
01-Nov-2023	88.4	0.3	SUCCESS	88.0	0.1	SUCCESS	88.3	0.3	SUCCESS
02-Nov-2023	88.4	0.3	SUCCESS	87.9	0.0	SUCCESS	88.3	0.3	SUCCESS
03-Nov-2023	88.3	0.2	SUCCESS	87.9	0.0	SUCCESS	88.3	0.3	SUCCESS
04-Nov-2023	88.4	0.3	SUCCESS	88.0	0.1	SUCCESS	88.3	0.3	SUCCESS
05-Nov-2023	88.3	0.2	SUCCESS	88.0	0.1	SUCCESS	88.3	0.3	SUCCESS
06-Nov-2023	88.3	0.2	SUCCESS	88.0	0.1	SUCCESS	88.3	0.3	SUCCESS
07-Nov-2023	88.3	0.2	SUCCESS	87.9	0.0	SUCCESS	88.3	0.3	SUCCESS
08-Nov-2023	88.3	0.2	SUCCESS	87.9	0.0	SUCCESS	88.3	0.3	SUCCESS
09-Nov-2023	88.3	0.2	SUCCESS	87.9	0.0	SUCCESS	88.3	0.3	SUCCESS
10-Nov-2023	88.3	0.2	SUCCESS	87.9	0.0	SUCCESS	88.3	0.3	SUCCESS
11-Nov-2023	88.4	0.3	SUCCESS	87.9	0.0	SUCCESS	88.3	0.3	SUCCESS
12-Nov-2023	88.4	0.3	SUCCESS	88.0	0.1	SUCCESS	88.3	0.3	SUCCESS
13-Nov-2023	88.4	0.3	SUCCESS	88.0	0.1	SUCCESS	88.3	0.3	SUCCESS
14-Nov-2023	88.4	0.3	SUCCESS	88.1	0.2	SUCCESS	88.3	0.3	SUCCESS
15-Nov-2023	88.4	0.3	SUCCESS	88.0	0.1	SUCCESS	88.3	0.3	SUCCESS
16-Nov-2023	88.4	0.3	SUCCESS	88.0	0.1	SUCCESS	88.3	0.3	SUCCESS
17-Nov-2023	88.4	0.3	SUCCESS	88.0	0.1	SUCCESS	88.3	0.3	SUCCESS
18-Nov-2023	88.3	0.2	SUCCESS	87.9	0.0	SUCCESS	88.3	0.3	SUCCESS
19-Nov-2023	88.3	0.2	SUCCESS	87.9	0.0	SUCCESS	88.3	0.3	SUCCESS
20-Nov-2023	88.4	0.3	SUCCESS	87.9	0.0	SUCCESS	88.3	0.3	SUCCESS
21-Nov-2023	88.3	0.2	SUCCESS	87.9	0.0	SUCCESS	88.3	0.3	SUCCESS
22-Nov-2023	88.4	0.3	SUCCESS	87.9	0.0	SUCCESS	88.3	0.3	SUCCESS
23-Nov-2023	88.4	0.3	SUCCESS	88.0	0.1	SUCCESS	88.3	0.3	SUCCESS
24-Nov-2023	88.3	0.2	SUCCESS	87.9	0.0	SUCCESS	88.3	0.3	SUCCESS
25-Nov-2023	88.4	0.3	SUCCESS	87.9	0.0	SUCCESS	88.3	0.3	SUCCESS
26-Nov-2023	88.3	0.2	SUCCESS	87.9	0.0	SUCCESS	88.3	0.3	SUCCESS
27-Nov-2023	88.4	0.3	SUCCESS	88.0	0.1	SUCCESS	88.3	0.3	SUCCESS
28-Nov-2023	88.4	0.3	SUCCESS	88.0	0.1	SUCCESS	88.3	0.3	SUCCESS
29-Nov-2023	88.4	0.3	SUCCESS	87.9	0.0	SUCCESS	88.3	0.3	SUCCESS
30-Nov-2023	88.4	0.3	SUCCESS	87.9	0.0	SUCCESS	88.3	0.3	SUCCESS