



Wellington Airport Noise Compliance Reporting

December 2022 and
January/February 2023

1. Noise Enquiries Received and Response
2. Noise Enquiries Graph
3. Curfew Movements Graph
4. Noise (LdN) Compliance Graph
5. Monthly Monitoring Reports from Envirosuite Pty Limited

As reported to the
Air Noise Management Committee

13 March 2023

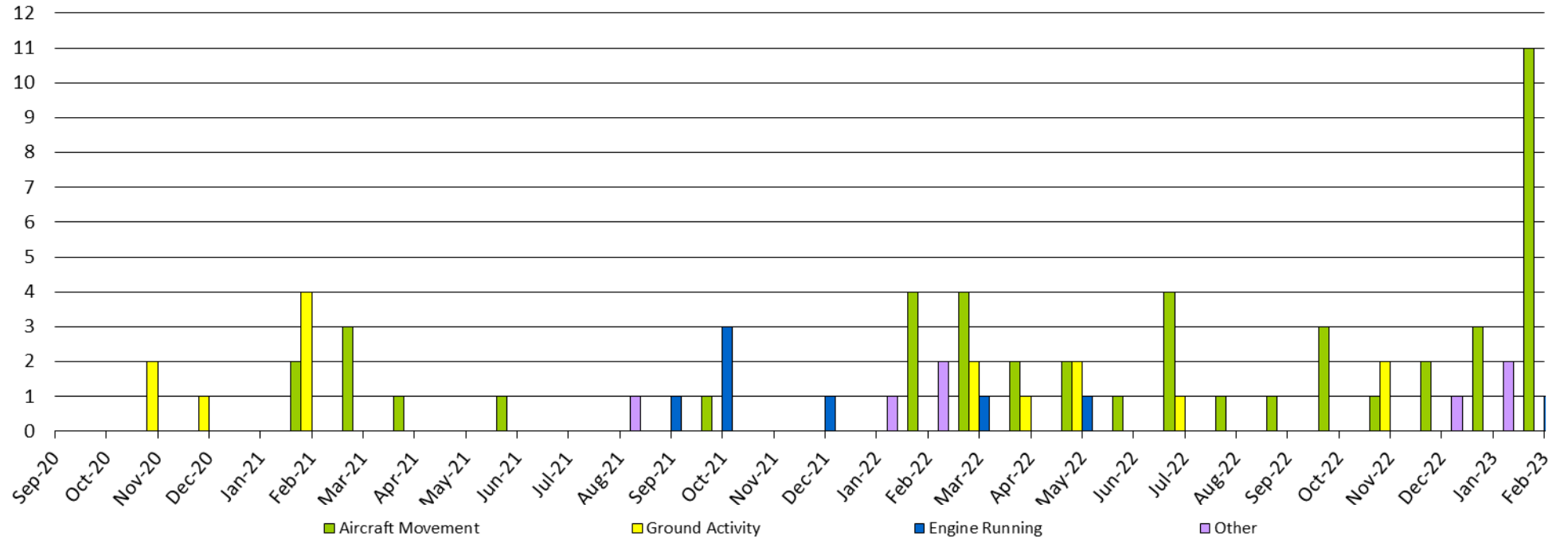
Noise Enquiries Summary *

Date	Time	Suburb	Query	Source / Action	Category	Comment
15/12/2022	7:35pm	Roseneath	FA50 - Wednesday 14th 7:35pm flew fast and low over houses	Reported to CAA as appeared to breach CAA rules. CAA completed investigation noting that breached CAA Part 91.311 (Minimum heights for VFR flights) as it flew at approx. 700 ft over this area. Pilot given verbal warning by CAA.	SIN	email
22/12/2022	N/A	Hataitai	Airport fails to measure or monitor noise received outside the ANB. Airport ignores wider area. Wants to discuss how WIAL intends to deal with ongoing and escalating noise nuisance at his property	Explained review of District Plan and revised contours. Explained how aircraft noise is measured ie rolling 90 day average. Explained that aircraft in flight are governed by Civil Aviation Rules.	QRY	email
28/12/2022	various	Roseneath	Three flights (2 x Sounds Air and 1 x private) arriving at the airport and flying over Roseneath	Noted that the CAA rule for VFR flights in noise abatement procedures to go around Pt. Jerningham relates to flights departing the airport not arriving at the airport. As long as aircraft is above 1000ft, they can start their descent within this area. Complies with CAA Rule.	SIN	email
22/01/2023	N/A	Hataitai	Unhappy that noise is measured over 24 hour period and averaged over 90 days. Airport should be monitoring noise rather than using modelling only.	Explained that air noise is measured in accordance with NZ Standard. Also noted that the airport monitors noise from three different sites around the airport at the ANB, and that produce a contour to show actual noise compliance. Referred to Air Noise website for further information.	QRY	email - same person as 22/12/2022
23/01/2023	Various	Roseneath	Still flights over Roseneath on Sunday January 22nd. 2 x Sounds Air Flights and 1 X Air NZ	Noted that each of these flights were IFR flights and procedure is different. As long as they are above 1500 ft, then they are able to turn left/west over Roseneath. All flights complied with CAA rules.	SIN	email
27/01/2023	N/A	Melrose	Excessive noise from airport due to all sources of airport noise - aircraft, maintenance, APUs. Wants rules changed, flight paths changed, and soundproofing of all surrounding homes	Explained Designation rules/conditions, noise management plan and Quieter Homes programme - none of which directly help in Melrose given there are many more closer and more affected residences.	QRY	email
30/01/2023	1:52am	Miramar	QF135 arrived within curfew causing disrupted sleep.	This flight was diverted from Christchurch due to fog at Christchurch Airport. Diverted flights permitted under Condition 27(c) of Designation.	CUR	email
30/01/2023	7:18pm	Roseneath	Flight over Roseneath at 7:18pm. NZ381	Explained Quieter Homes is not just insulation. Always includes ventilation so that windows can be kept closed. Also noted that runway extension was currently on hold. Expansion into southern half of golf course does not necessarily mean larger aircraft. This expansion will not affect properties in northern Kauri Street.	SIN	email
4/02/2023	N/A	Miramar	Airport noise in general. Subsidising windows and insulation doesn't work as like to sleep with windows open. Concerned about larger planes due to extension.	Explained Quieter Homes is not just insulation. Always includes ventilation so that windows can be kept closed. Also noted that runway extension was currently on hold. Expansion into southern half of golf course does not necessarily mean larger aircraft. This expansion will not affect properties in northern Kauri Street.	OTH	email
7/02/2023	N/A	Hataitai	Unhappy to be sent webpage. Wanted monitoring data, noting that it is a requirement of WIALs resource consent. Noted that if WIAL does not provide the data then will report to WCC. Do not forward links to unhelpful website	Explained that the data was on the webpage, but attached latest noise reports to reply. Explained that this data is reported to each Air Noise Management Committee Meeting. Complainant replied that the data does not show where the measuring device is. Replied with map of the three Noise Monitoring Terminals. He replied that the NMT's were inadequate and that he would be going to the Council to complain.	QRY	email - same person as 22/12/2022 and 22/01/2023
7/02/2023	2am	Miramar	1am Sydney flight had engines running of an hour. Thought was 30 minutes allowed.	Explained that the flight is allowed to operate its APU for 60 minutes after it reaches its gate. Often required to allow for air conditioning of the cabin for cleaners. WIAL reminded Qantas and PlaneBiz of APU requirements and duty to avoid unreasonable noise.	GPU	email
7/02/2023	6:10am	Johnsonville	Very noisy aircraft flew over at 6:10am, which woke family.	Explained curfew (ie that planes can depart from 6am). Flight in question was NZDF aircraft taking prime minister to Canberra. Would have been unusual noise due to type and age of aircraft.	SIN	via webform
7/02/2023		Grenada Village	Asked if we could stop flights after 10 pm as they are loud	Explained curfew allowances.	QRY	via webform
7/02/2023		Johnsonville	Noisy aircraft at 6:10am	NZDF aircraft taking prime minister to Canberra. Would have been unusual noise due to type and age of aircraft.	SIN	via webform
7/02/2023		Khandallah	Flight at 10:12pm previous night causing noise and vibration.	Aircraft at 10:12pm was an emergency medical helicoptertaking someone to hospital (did not come to the Airport)	SIN	via webform
7/02/2023		Khandallah	Flight at 10pm previous night woke two sleeping babies.	Aircraft at 10:12pm was an emergency medical helicoptertaking someone to hospital (did not come to the Airport)	SIN	via webform
7/02/2023		Johnsonville	At 10:10pm on 6 Feb there was an extremely loud aircraft which was very low. Disturbed sleep.	Aircraft at 10:12pm was an emergency medical helicopter taking someone to hospital (did not come to the Airport)	SIN	via webform
11/02/2023		Miramar	Strikemaster very loud and disruptive all day. Plane does not appear on Webtrak and is blocked on Flight Radar. First take off 10:10am.	Strikemaster does appear on Webtrak however not easily identified. Spoke to Envirosuite who have fixed the issue and it is now identified as ZK-BAC (its registration number). Possibly unusually loud due to stillness of weather.	SIN	email
11/02/2023		Strathmore Park	Strikemaster took off at 1pm (after at least two other events of day). Turned sharply after takeoff to the south. Is this allowable?	Explained that this is allowable under CAA rules.	SIN	email
12/02/2023	1pm	Newlands	Loud plane flying low.	This was a helicopter that overflew Newlands. It did not arrive or depart from Wellington Airport.	SIN	via webform
25/02/2023	3:54pm	Rongotai	Intense noise from airport on Saturday afternoon 25 February	Asked complainant for further information about type of noise and where at airport it appeared to be coming from. No reply received. Nothing obvious from airport operations.	OTH	via webform
25/02/2023	4:02om	Khandallah	Noisy flight at 4:02pm	This was a Sounds Air flight arriving into Wellington from Blenheim. Unsure why noisy, but normal scheduled flight.	SIN	via webform
25/02/2023	12am	Khandallah	Noisy flight at 11:51pm and 11:56 pm	Air NZ flight arriving from Melbourne, then Qantas flight arriving from Sydney. Normal scheduled flights.	SIN	via webform
27/02/2023	6:40am	Johnsonville	Noisy flight at 6:40am - woke child	Scheduled flight to Sydney (QFA162). Explained normal flight which leaves at the same time every day. Apologised woke son, however flight complied with CAA rules.	SIN	via webform

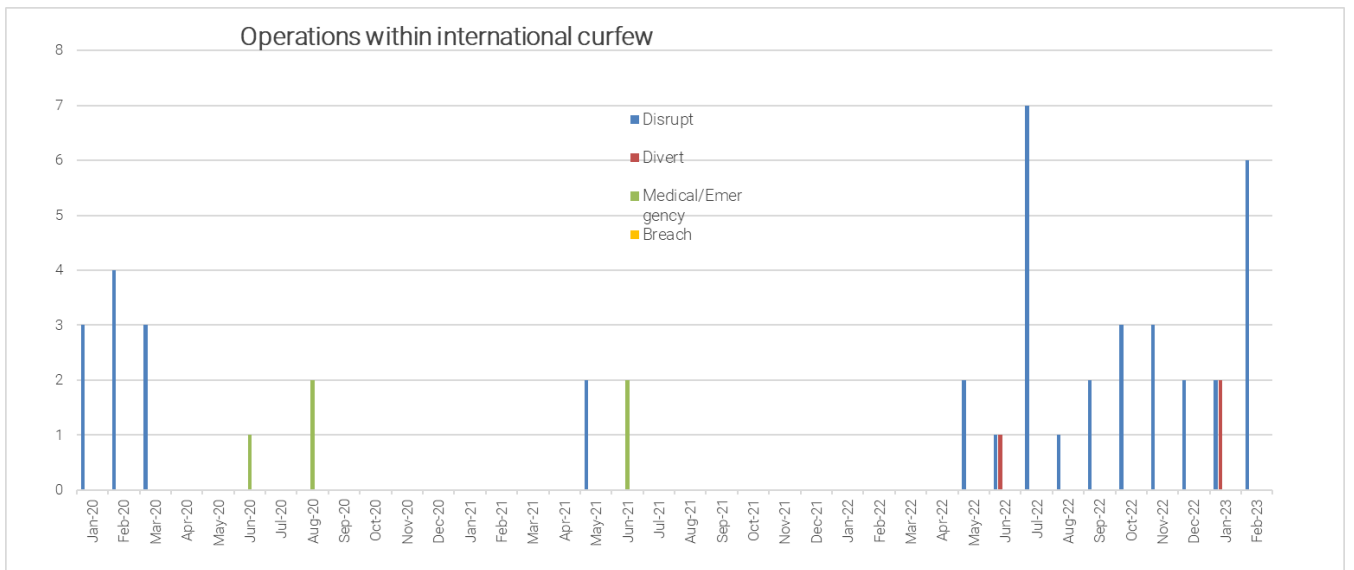
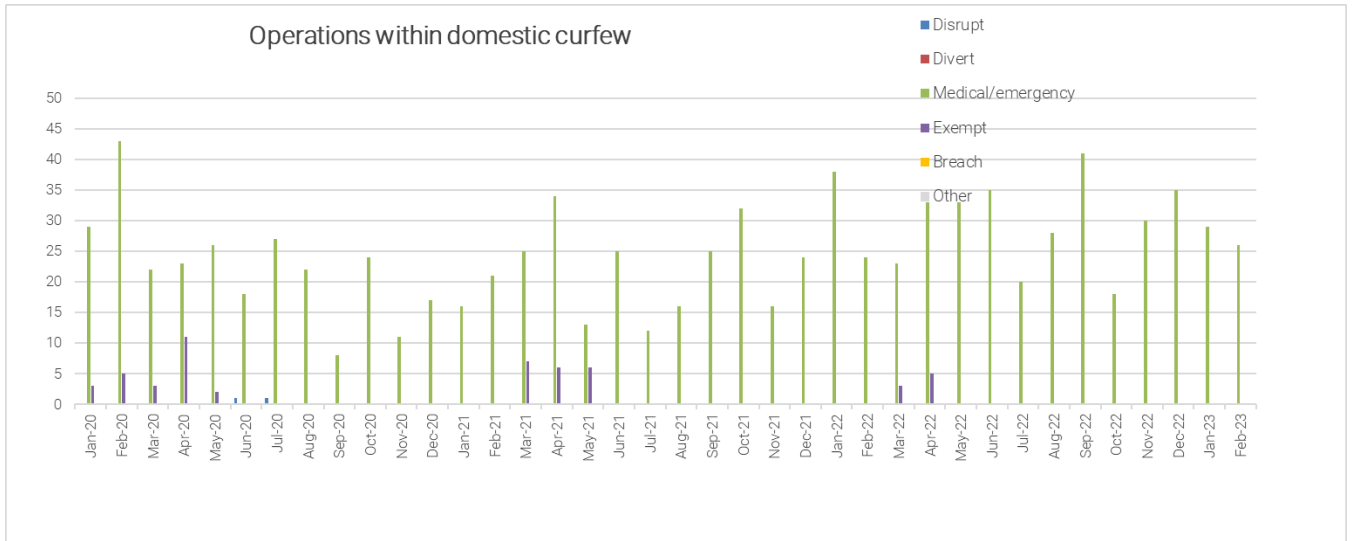
* Complaints relating to the new Divergent Missed Approach Flight Path (DMAPS) are recorded in a separate complaints register

GPU - GPU/APU use
MNT - WIAL Maintenance works
ENG - Engine testing
SIN - single noisy aircraft movement
CUR - airport movement during curfew hours
OVR - overflight/holding/circling aircraft
CAA - low flying/safety complaints
QRY - enquiries about rules etc
OTH - other feedback

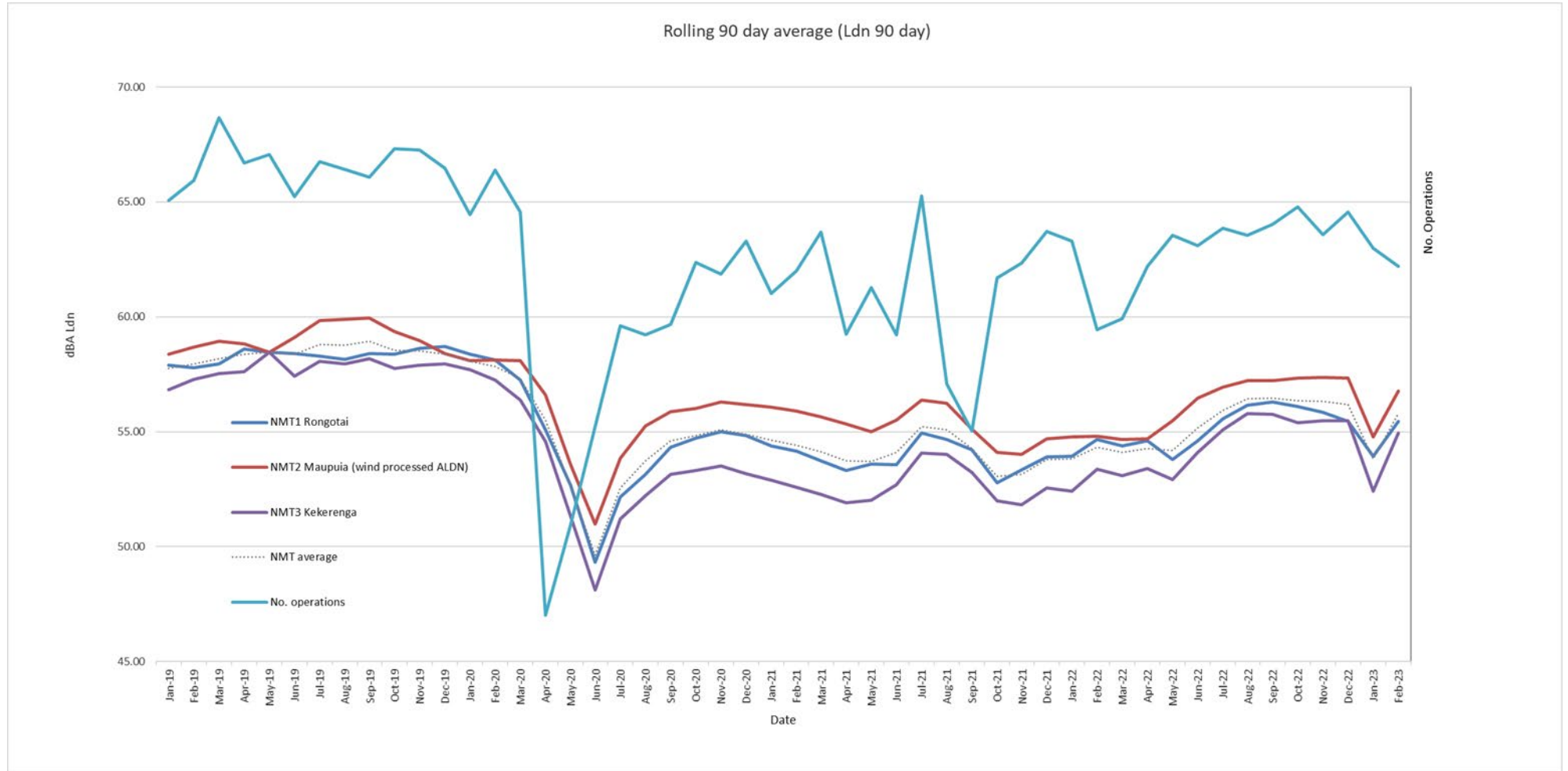
Noise Enquiries to Feb 2023



CURFEW GRAPHS



LDN COMPLIANCE GRAPH





Wellington International Airport
Managed Noise Service
Monthly Report for Dec 2022

WELLINGTON INTERNATIONAL
AIRPORT LIMITED

Managed Noise Service

Monthly Report: Dec 2022

Provided By: Envirosuite

Date: 02 January, 2023

Wellington International Airport
Managed Noise Service
Monthly Report for Dec 2022

Table of Contents

SUMMARY	3
AIRCRAFT LDN	4
AIRCRAFT OPERATIONS	5
UNCORRELATED AIRCRAFT	7
CALIBRATION REPORT	9

Wellington International Airport
Managed Noise Service
Monthly Report for Dec 2022

Summary

This report contains the information required by WIAL as part of the Envirosuite Managed Noise Service Agreement. The month of December saw data collected from all three RMTs with the exception as follow:

- RMT 2 missed 2 hours on the 25-Dec-2022
- RMT 2 missed 1 hour on the 30-Dec-2022

Wellington International Airport
 Managed Noise Service
 Monthly Report for Dec 2022

Aircraft LDN

Daily LDN Table
Dec 1, 2022 to Dec 31, 2022

	RMT 1 Rongotai	RMT 2 Maupuia	RMT 3 Kekerenga
01-Dec-22	55.7	55.7	53.3
02-Dec-22	56.6	56.1	54.3
03-Dec-22	54.2	52.7	51.5
04-Dec-22	55.4	58.8	57.0
05-Dec-22	54.2	58.6	55.2
06-Dec-22	56.0	60.6	57.2
07-Dec-22	57.1	55.2	53.6
08-Dec-22	52.5	56.5	54.4
09-Dec-22	54.5	59.6	56.2
10-Dec-22	52.9	57.8	56.5
11-Dec-22	53.3	58.6	56.4
12-Dec-22	53.3	58.8	55.0
13-Dec-22	53.8	57.5	57.1
14-Dec-22	55.0	58.9	56.5
15-Dec-22	50.8	55.0	55.0
16-Dec-22	53.4	58.7	56.2
17-Dec-22	52.7	57.7	55.4
18-Dec-22	56.2	55.6	54.4
19-Dec-22	55.9	53.9	52.9
20-Dec-22	55.6	54.5	54.8
21-Dec-22	58.5	55.5	54.6
22-Dec-22	56.6	55.4	55.0
23-Dec-22	52.8	57.1	56.6
24-Dec-22	52.9	54.3	54.9
25-Dec-22	51.0	56.5	53.2
26-Dec-22	53.4	57.1	55.9
27-Dec-22	56.9	57.4	54.4
28-Dec-22	52.2	54.2	53.3
29-Dec-22	54.9	57.4	56.1
30-Dec-22	57.9	58.2	54.2
31-Dec-22	54.0	52.7	50.9

Wellington International Airport
Managed Noise Service
Monthly Report for Dec 2022

Aircraft Operations

Operations Analysis
Dec 1, 2022 to Dec 31, 2022

Operation Type	Day	Night	Total
Arrival	3391	151	3542
Departure	3285	213	3498
Total	6676	364	7040

Jet	Day	Night	Total
A20N - Airbus A-320	86	114	200
A21N - Airbus A-321	72	0	72
A320 - Airbus - A320	1787	25	1812
B38M - Boeing 737 Max 8	21	0	21
B737 - Boeing - 737-700	6	0	6
B738 - Boeing - 737-800	126	59	185
B752 - Boeing - 757-200	6	0	6
B763 - Boeing - 767-300	1	1	2
B789 - Boeing 787 Dreamliner	2	0	2
BE40 - Beech - Beechjet 400/T-1 Jayhawk	2	2	4
C25A - Cessna Citation CJ2+	7	1	8
C25B - Cessna Citation CJ3 (twin-jet)	10	0	10
C25C - Cessna Citation CJ4 (twin-jet)	2	0	2
C510 - CESSNA CITIATION MUSTANG	25	1	26
C560 - Cessna - Citation 5	2	0	2
C680 - CESSNA - 680 Citation Sovereign L2J/M	4	0	4
CL60 - Canadair Bombardier - CL600/610 Challenger	9	0	9
FA50 - Dassault-Breguet - Falcon 50, Mystere 50 (T-16)	13	3	16
Total	2181	206	2387

Wellington International Airport
Managed Noise Service
Monthly Report for Dec 2022

Turboprop	Day	Night	Total
AT75 - Aerospatiale/Aeritalia - ATR-72-500	28	0	28
AT76 - Aerospatiale/Aeritalia - ATR-72-600	653	38	691
B350 - Beech - Super King Air 350	40	7	47
BE20 - Beech - Super King Air 200, 1300	195	11	206
BE9L - Beech - KingAir90, A90 to E90 (T-44, V-C6), Taurus 90	37	0	37
C130 - Lockheed - Hercules, Spectre	2	0	2
C208 - Cessna-Caravan 1-208,(Super) Cargomaster, Grand Caravan (U27)	529	40	569
C27J - Alenia C-27J Spartan	4	0	4
C425 - Cessna - Corsair/Conquest I-425	2	0	2
C441 - Cessna - Conquest/Conquest 2 - 441	23	0	23
DH8C - Dehavilland - Dash 8, DHC8 - 300	1950	0	1950
JS31 - British Aerospace-BAe-3100 Jetstream 31	14	0	14
JS32 - British Aerospace-BAe-3200 Jetstream Super 31	178	27	205
MU2 - Mitsubishi - MU-2, Marquise, Solitaire	4	0	4
PC12 - Pilatus Flugzeugwerke Ag - PC-12	381	18	399
SF34 - Saab - SF-340	22	0	22
Total	4062	141	4203

Others	Day	Night	Total
AS50 - Eurocopter AS350 Ecureuil	4	0	4
B06	2	0	2
BK17 - MBB/Kawasaki BK 117	20	5	25
BN2A - BRITTEN-NORMAN BN2A Mk III Trislander	3	0	3
BN2B - BRITTEN-NORMAN BN2A Mk III Trislander	2	0	2
BN2L - Britten-Norman BN-2 Islander	1	0	1
BN2P - Britten Norman - BN-2A/B Islander, Defender	14	0	14
C152 - Cessna - Cessna 152	2	0	2
C172 - Cessna - Skyhawk 172/Cutlass/Mescalero	30	0	30
C182 - Cessna - Skylane 182	2	0	2
C185 - Cessna - Skywagon 185 (U-17A/B)	5	0	5
DA40 - Diamond DA40	2	0	2
GA8 - GippsAero GA8 Airvan	49	0	49
H60	2	0	2
M9 - Beretta M9	7	0	7
P28A - Piper - Cherokee, Archer, Warrior, Cadet, Cruiser (PA-28-140/150/151/160/161/180/181)	31	0	31
P32R - Piper - Cherokee Lance PA-32R, Saratoga SP, Turbo Saratoga SP	1	0	1
PA34 - Piper - Seneca 2/3	33	0	33
PA38 - Piper - Tomahawk	99	0	99
PA44 - Piper - Seminole, Turbo Seminole	2	0	2
SW4B - Fairchild Swearingen Metro (twin-turboprop)	2	0	2
	120	12	132
Total	433	17	450

Category	Day	Night	Total
Jet	2181	206	2387
Turboprop	4062	141	4203
Other	433	17	450
Total	6676	364	7040

Wellington International Airport
Managed Noise Service
Monthly Report for Dec 2022

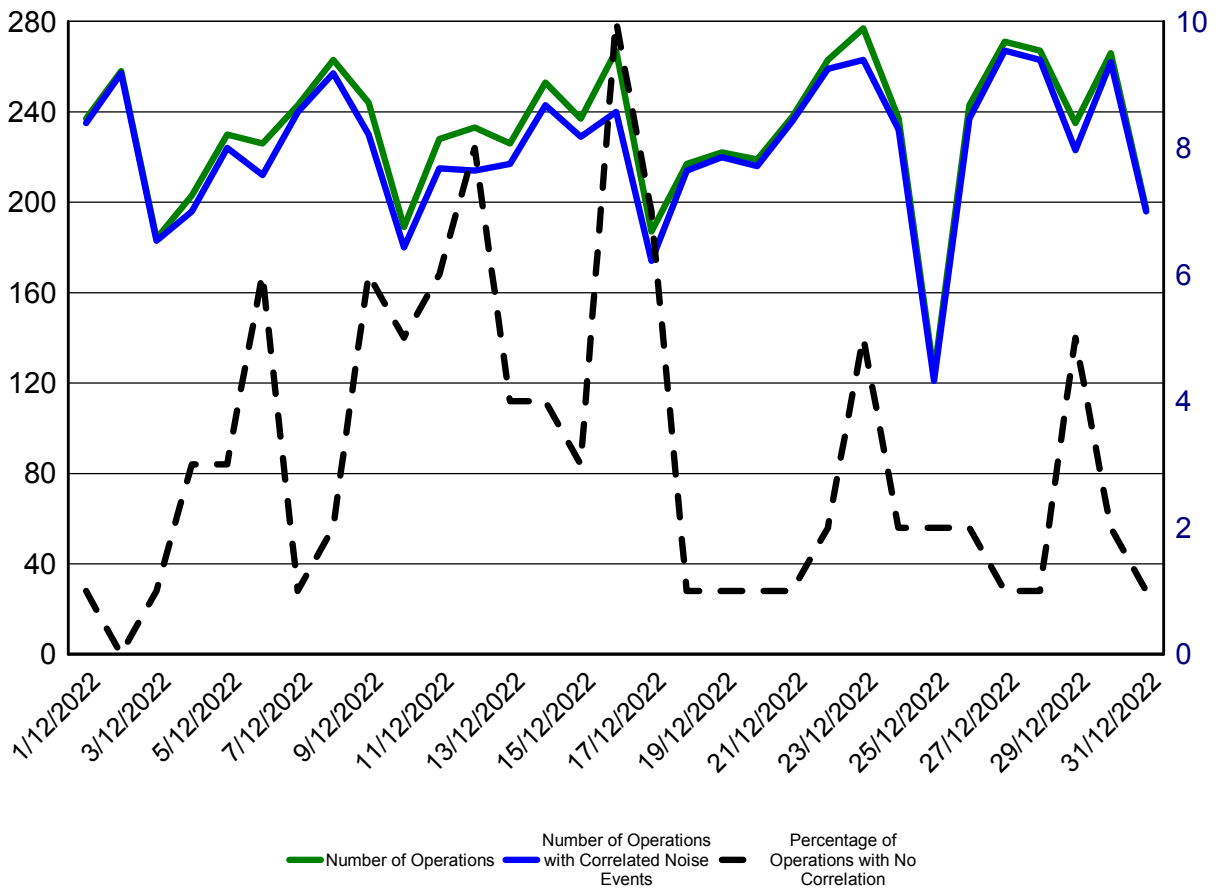
Uncorrelated Aircraft

Uncorrelated Aircraft Analysis Dec 1, 2022 to Dec 31, 2022

Date	Number of Operations	Operations with Correlated Noise Events	Percentage of Operations With No Correlated Noise Events	Jets with No Correlated Noise Events
01-Dec-2022	237	235	1%	0
02-Dec-2022	258	257	0%	0
03-Dec-2022	184	183	1%	0
04-Dec-2022	203	196	3%	0
05-Dec-2022	230	224	3%	1
06-Dec-2022	226	212	6%	3
07-Dec-2022	243	240	1%	0
08-Dec-2022	263	257	2%	0
09-Dec-2022	244	230	6%	2
10-Dec-2022	189	180	5%	0
11-Dec-2022	228	215	6%	0
12-Dec-2022	233	214	8%	3
13-Dec-2022	226	217	4%	0
14-Dec-2022	253	243	4%	2
15-Dec-2022	237	229	3%	0
16-Dec-2022	267	240	10%	7
17-Dec-2022	187	174	7%	0
18-Dec-2022	217	214	1%	1
19-Dec-2022	222	220	1%	0
20-Dec-2022	219	216	1%	0
21-Dec-2022	238	236	1%	0
22-Dec-2022	263	259	2%	0
23-Dec-2022	277	263	5%	0
24-Dec-2022	237	232	2%	1
25-Dec-2022	124	121	2%	1
26-Dec-2022	243	237	2%	1
27-Dec-2022	271	267	1%	0
28-Dec-2022	267	263	1%	0
29-Dec-2022	235	223	5%	0
30-Dec-2022	266	262	2%	0
31-Dec-2022	197	196	1%	0

Wellington International Airport
 Managed Noise Service
 Monthly Report for Dec 2022

This graph shown below provides a summary of the noise correlation at Wellington Airport during December 2022



Wellington International Airport
Managed Noise Service
Monthly Report for Dec 2022

Calibration Report

	RMT 1			RMT 2			RMT 3		
	Measured	Diff.	Status	Measured	Diff.	Status	Measured	Diff.	Status
01-Dec-2022	88.0	-0.1	SUCCESS	87.6	0.1	SUCCESS	88.0	0.0	SUCCESS
02-Dec-2022	88.1	0.0	SUCCESS	87.6	0.1	SUCCESS	88.0	0.0	SUCCESS
03-Dec-2022	88.1	0.0	SUCCESS	87.6	0.1	SUCCESS	88.0	0.0	SUCCESS
04-Dec-2022	88.1	0.0	SUCCESS	87.6	0.1	SUCCESS	88.0	0.0	SUCCESS
05-Dec-2022	88.1	0.0	SUCCESS	87.6	0.1	SUCCESS	88.0	0.0	SUCCESS
06-Dec-2022	88.1	0.0	SUCCESS	87.6	0.1	SUCCESS	88.1	0.1	SUCCESS
07-Dec-2022	88.1	0.0	SUCCESS	87.6	0.1	SUCCESS	88.1	0.1	SUCCESS
08-Dec-2022	88.1	0.0	SUCCESS	87.6	0.1	SUCCESS	88.0	0.0	SUCCESS
09-Dec-2022	88.0	-0.1	SUCCESS	87.6	0.1	SUCCESS	88.0	0.0	SUCCESS
10-Dec-2022	88.1	0.0	SUCCESS	87.6	0.1	SUCCESS	88.0	0.0	SUCCESS
11-Dec-2022	88.1	0.0	SUCCESS	87.6	0.1	SUCCESS	88.0	0.0	SUCCESS
12-Dec-2022	88.1	0.0	SUCCESS	87.7	0.2	SUCCESS	88.0	0.0	SUCCESS
13-Dec-2022	88.1	0.0	SUCCESS	87.6	0.1	SUCCESS	88.0	0.0	SUCCESS
14-Dec-2022	88.1	0.0	SUCCESS	87.6	0.1	SUCCESS	88.0	0.0	SUCCESS
15-Dec-2022	88.1	0.0	SUCCESS	87.6	0.1	SUCCESS	88.0	0.0	SUCCESS
16-Dec-2022	88.1	0.0	SUCCESS	87.6	0.1	SUCCESS	88.0	0.0	SUCCESS
17-Dec-2022	88.1	0.0	SUCCESS	87.6	0.1	SUCCESS	88.0	0.0	SUCCESS
18-Dec-2022	88.0	-0.1	SUCCESS	87.6	0.1	SUCCESS	88.0	0.0	SUCCESS
19-Dec-2022	88.1	0.0	SUCCESS	87.6	0.1	SUCCESS	88.0	0.0	SUCCESS
20-Dec-2022	88.1	0.0	SUCCESS	87.6	0.1	SUCCESS	88.0	0.0	SUCCESS
21-Dec-2022	88.1	0.0	SUCCESS	87.6	0.1	SUCCESS	88.0	0.0	SUCCESS
22-Dec-2022	88.1	0.0	SUCCESS	87.6	0.1	SUCCESS	88.0	0.0	SUCCESS
23-Dec-2022	88.1	0.0	SUCCESS	87.6	0.1	SUCCESS	88.0	0.0	SUCCESS
24-Dec-2022	88.1	0.0	SUCCESS	87.6	0.1	SUCCESS	88.0	0.0	SUCCESS
25-Dec-2022	88.1	0.0	SUCCESS	87.6	0.1	SUCCESS	88.0	0.0	SUCCESS
26-Dec-2022	88.1	0.0	SUCCESS	87.6	0.1	SUCCESS	88.0	0.0	SUCCESS
27-Dec-2022	88.1	0.0	SUCCESS	87.6	0.1	SUCCESS	88.0	0.0	SUCCESS
28-Dec-2022	88.1	0.0	SUCCESS	87.6	0.1	SUCCESS	88.0	0.0	SUCCESS
29-Dec-2022	88.1	0.0	SUCCESS	87.7	0.2	SUCCESS	88.0	0.0	SUCCESS
30-Dec-2022	88.1	0.0	SUCCESS	87.6	0.1	SUCCESS	88.0	0.0	SUCCESS
31-Dec-2022	88.1	0.0	SUCCESS	87.6	0.1	SUCCESS	88.0	0.0	SUCCESS



Wellington International Airport
Managed Noise Service
Monthly Report for Jan 2023

WELLINGTON INTERNATIONAL
AIRPORT LIMITED

Managed Noise Service

Monthly Report: Jan 2023

Provided By: Envirosuite
Date: 14 February, 2023



Wellington International Airport
Managed Noise Service
Monthly Report for Jan 2023

Table of Contents

SUMMARY	3
AIRCRAFT LDN	4
AIRCRAFT OPERATIONS	5
UNCORRELATED AIRCRAFT	7
CALIBRATION REPORT	9

Wellington International Airport
Managed Noise Service
Monthly Report for Jan 2023

Summary

This report contains the information required by WIAL as part of the Envirosuite Managed Noise Service Agreement. The month of January saw data collected from all three RMTs .

Wellington International Airport
Managed Noise Service
Monthly Report for Jan 2023

Aircraft LDN

Daily LDN Table
Jan 1, 2023 to Jan 31, 2023

	RMT 1 Rongotai	RMT 2 Maupuia	RMT 3 Kekerenga
01-Jan-23	55.9	52.2	51.5
02-Jan-23	53.8	52.7	52.8
03-Jan-23	53.6	56.1	55.4
04-Jan-23	53.9	57.0	55.5
05-Jan-23	54.1	57.9	56.4
06-Jan-23	53.9	58.3	56.0
07-Jan-23	58.3	56.4	53.8
08-Jan-23	59.0	57.0	56.1
09-Jan-23	55.1	53.6	53.1
10-Jan-23	55.0	53.1	53.6
11-Jan-23	58.6	56.6	53.1
12-Jan-23	58.2	55.5	54.3
13-Jan-23	56.0	54.6	52.6
14-Jan-23	53.8	54.3	52.4
15-Jan-23	53.1	53.9	53.3
16-Jan-23	53.9	58.5	57.0
17-Jan-23	53.8	56.3	52.7
18-Jan-23	52.7	54.4	53.2
19-Jan-23	52.8	54.3	54.1
20-Jan-23	55.3	57.8	56.0
21-Jan-23	55.9	54.0	53.2
22-Jan-23	55.1	58.6	57.2
23-Jan-23	56.2	54.7	54.3
24-Jan-23	53.8	53.3	52.8
25-Jan-23	55.7	57.7	56.4
26-Jan-23	53.9	58.2	55.6
27-Jan-23	54.7	59.2	56.8
28-Jan-23	58.7	55.1	53.3
29-Jan-23	53.8	53.5	55.5
30-Jan-23	52.8	58.3	55.9
31-Jan-23	52.4	52.6	53.5

Wellington International Airport
Managed Noise Service
Monthly Report for Jan 2023

Aircraft Operations

Operations Analysis
Jan 1, 2023 to Jan 31, 2023

Operation Type	Day	Night	Total
Arrival	3116	143	3259
Departure	3012	208	3220
Total	6128	351	6479

Jet	Day	Night	Total
A20N - Airbus A-320	83	123	206
A21N - Airbus A-321	53	0	53
A320 - Airbus - A320	1448	26	1474
B38M - Boeing 737 Max 8	20	0	20
B738 - Boeing - 737-800	126	60	186
B752 - Boeing - 757-200	18	0	18
B789 - Boeing 787 Dreamliner	1	1	2
BE40 - Beech - Beechjet 400/T-1 Jayhawk	4	0	4
C25A - Cessna Citation CJ2+	6	0	6
C25B - Cessna Citation CJ3 (twin-jet)	1	0	1
C510 - CESSNA CITIATION MUSTANG	32	0	32
C680 - CESSNA - 680 Citation Sovereign L2J/M	6	0	6
CL60 - Canadair Bombardier - CL600/610 Challenger	8	0	8
E55P - Embraer EMB-505 Phenom 300	2	0	2
FA50 - Dassault-Breguet - Falcon 50, Mystere 50 (T-16)	20	1	21
FA7X - Dassault Falcon 7X	4	0	4
GL7T - Bombardier BD-700 Global 7500	2	0	2
GLF5 - Gulfstream - Gulfstream 5	1	0	1
STRK	6	0	6
Total	1841	211	2052

Wellington International Airport
Managed Noise Service
Monthly Report for Jan 2023

Turboprop	Day	Night	Total
AT75 - Aerospatiale/Aeritalia - ATR-72-500	32	0	32
AT76 - Aerospatiale/Aeritalia - ATR-72-600	870	39	909
B350 - Beech - Super King Air 350	15	1	16
BE20 - Beech - Super King Air 200, 1300	157	13	170
BE9L - Beech - KingAir90, A90 to E90 (T-44, V-C6), Taurus 90	28	1	29
C130 - Lockheed - Hercules, Spectre	10	0	10
C208 - Cessna-Caravan 1-208,(Super) Cargomaster, Grand Caravan (U27)	561	39	600
C425 - Cessna - Corsair/Conquest I-425	2	0	2
C441 - Cessna - Conquest/Conquest 2 - 441	18	0	18
DH8C - Dehavilland - Dash 8, DHC8 - 300	1644	4	1648
JS31 - British Aerospace-BAe-3100 Jetstream 31	16	0	16
JS32 - British Aerospace-BAe-3200 Jetstream Super 31	146	17	163
MU2 - Mitsubishi - MU-2, Marquise, Solitaire	6	0	6
P46T - Piper - Malibu Meridian	1	0	1
PC12 - Pilatus Flugzeugwerke Ag - PC-12	294	14	308
SF34 - Saab - SF-340	26	0	26
TEX2 - Beechcraft T-6A Texan II	4	0	4
Total	3830	128	3958

Others	Day	Night	Total
AS50 - Eurocopter AS350 Ecureuil	4	0	4
B06 - BELL B-206 JetRanger	1	0	1
BE36 - Beech - Bonanza 36	2	0	2
BEAR	2	0	2
BK17 - MBB/Kawasaki BK 117	44	1	45
BN2A - BRITTEN-NORMAN BN2A Mk III Trislander	1	0	1
BN2P - Britten Norman - BN-2A/B Islander, Defender	46	0	46
C172 - Cessna - Skyhawk 172/Cutlass/Mescalero	44	0	44
C185 - Cessna - Skywagon 185 (U-17A/B)	2	0	2
DA40 - Diamond DA40	2	0	2
DA42 - DA-42 Diamond Twin Star	2	0	2
EC30 - Airbus Eurocopter EC130	4	0	4
FBA2	2	0	2
GA8 - GippsAero GA8 Airvan	54	0	54
HROC	1	0	1
M9 - Beretta M9	7	0	7
NH90 - NH90 Caiman	4	1	5
P28A - Piper - Cherokee, Archer, Warrior, Cadet, Cruiser (PA-28-140/150/151/160/161/180/181)	27	1	28
P32R - Piper - Cherokee Lance PA-32R, Saratoga SP, Turbo Saratoga SP	2	0	2
PA34 - Piper - Seneca 2/3	12	0	12
PA38 - Piper - Tomahawk	64	0	64
PA44 - Piper - Seminole, Turbo Seminole	2	0	2
PA46 - Piper - Malibu, Malibu Mirage	2	0	2
R22 - Robinson R-22	2	0	2
	124	9	133
Total	457	12	469

Wellington International Airport
Managed Noise Service
Monthly Report for Jan 2023

Category	Day	Night	Total
Jet	1841	211	2052
Turboprop	3830	128	3958
Other	457	12	469
Total	6128	351	6479

Wellington International Airport
Managed Noise Service
Monthly Report for Jan 2023

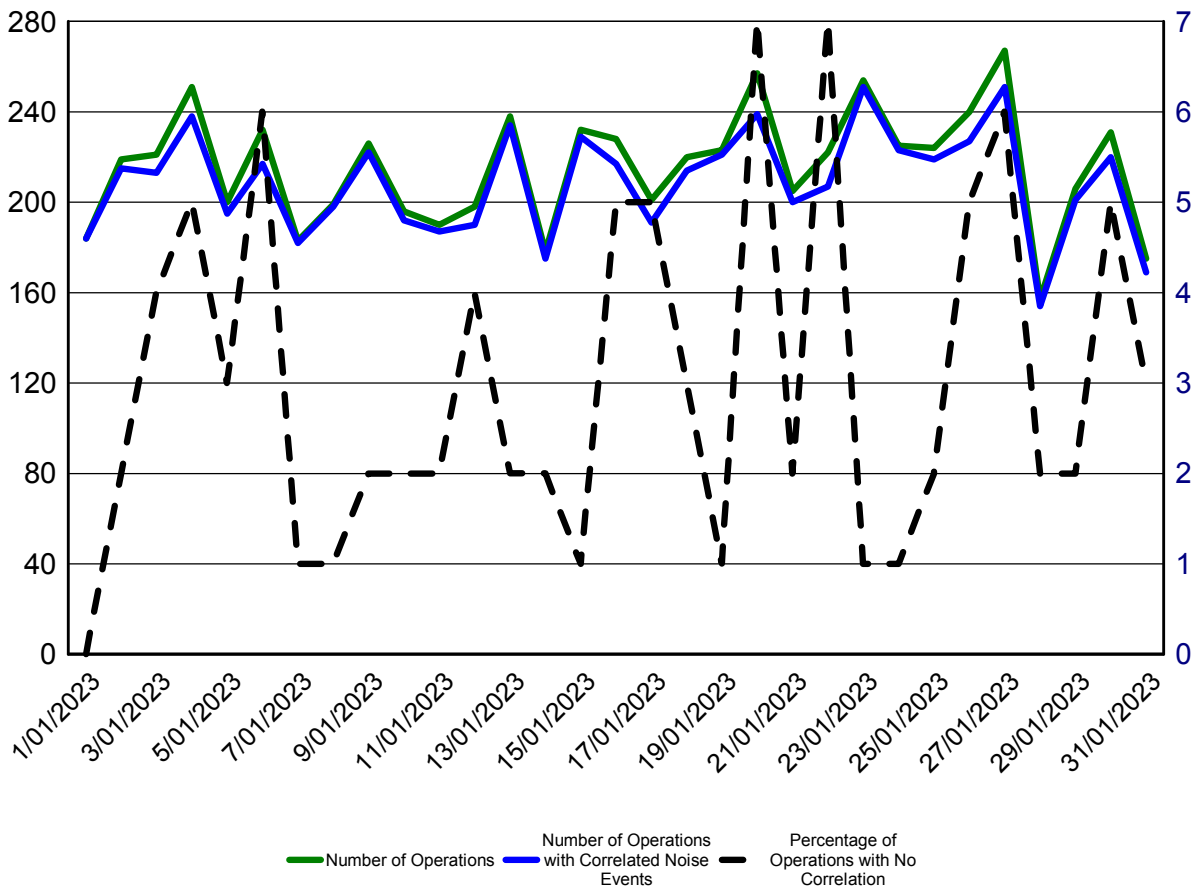
Uncorrelated Aircraft

Uncorrelated Aircraft Analysis
Jan 1, 2023 to Jan 31, 2023

Date	Number of Operations	Operations with Correlated Noise Events	Percentage of Operations With No Correlated Noise Events	Jets with No Correlated Noise Events
01-Jan-2023	184	184	0%	0
02-Jan-2023	219	215	2%	0
03-Jan-2023	221	213	4%	1
04-Jan-2023	251	238	5%	1
05-Jan-2023	200	195	3%	0
06-Jan-2023	232	217	6%	1
07-Jan-2023	183	182	1%	0
08-Jan-2023	199	198	1%	0
09-Jan-2023	226	222	2%	0
10-Jan-2023	196	192	2%	0
11-Jan-2023	190	187	2%	2
12-Jan-2023	198	190	4%	2
13-Jan-2023	238	234	2%	0
14-Jan-2023	178	175	2%	0
15-Jan-2023	232	229	1%	1
16-Jan-2023	228	217	5%	0
17-Jan-2023	201	191	5%	2
18-Jan-2023	220	214	3%	1
19-Jan-2023	223	221	1%	0
20-Jan-2023	257	239	7%	1
21-Jan-2023	205	200	2%	0
22-Jan-2023	222	207	7%	3
23-Jan-2023	254	251	1%	0
24-Jan-2023	225	223	1%	0
25-Jan-2023	224	219	2%	0
26-Jan-2023	240	227	5%	0
27-Jan-2023	267	251	6%	0
28-Jan-2023	157	154	2%	1
29-Jan-2023	206	201	2%	0
30-Jan-2023	231	220	5%	0
31-Jan-2023	175	169	3%	1

Wellington International Airport
 Managed Noise Service
 Monthly Report for Jan 2023

This graph shown below provides a summary of the noise correlation at Wellington Airport during January 2023



Wellington International Airport
Managed Noise Service
Monthly Report for Jan 2023

Calibration Report

	RMT 1			RMT 2			RMT 3		
	Measured	Diff.	Status	Measured	Diff.	Status	Measured	Diff.	Status
01-Jan-2023	88.1	0.0	SUCCESS	87.6	0.1	SUCCESS	88.0	0.0	SUCCESS
02-Jan-2023	88.1	0.0	SUCCESS	87.6	0.1	SUCCESS	88.0	0.0	SUCCESS
03-Jan-2023	88.1	0.0	SUCCESS	87.6	0.1	SUCCESS	88.1	0.1	SUCCESS
04-Jan-2023	88.1	0.0	SUCCESS	87.6	0.1	SUCCESS	88.0	0.0	SUCCESS
05-Jan-2023	88.1	0.0	SUCCESS	87.6	0.1	SUCCESS	88.0	0.0	SUCCESS
06-Jan-2023	88.1	0.0	SUCCESS	87.6	0.1	SUCCESS	88.0	0.0	SUCCESS
07-Jan-2023	88.1	0.0	SUCCESS	87.6	0.1	SUCCESS	88.0	0.0	SUCCESS
08-Jan-2023	88.1	0.0	SUCCESS	87.6	0.1	SUCCESS	88.0	0.0	SUCCESS
09-Jan-2023	88.1	0.0	SUCCESS	87.6	0.1	SUCCESS	88.0	0.0	SUCCESS
10-Jan-2023	88.1	0.0	SUCCESS	87.6	0.1	SUCCESS	88.0	0.0	SUCCESS
11-Jan-2023	88.1	0.0	SUCCESS	87.6	0.1	SUCCESS	88.0	0.0	SUCCESS
12-Jan-2023	88.1	0.0	SUCCESS	87.6	0.1	SUCCESS	88.0	0.0	SUCCESS
13-Jan-2023	88.1	0.0	SUCCESS	87.6	0.1	SUCCESS	88.0	0.0	SUCCESS
14-Jan-2023	88.1	0.0	SUCCESS	87.6	0.1	SUCCESS	88.0	0.0	SUCCESS
15-Jan-2023	88.1	0.0	SUCCESS	87.6	0.1	SUCCESS	88.0	0.0	SUCCESS
16-Jan-2023	88.1	0.0	SUCCESS	87.6	0.1	SUCCESS	88.0	0.0	SUCCESS
17-Jan-2023	88.1	0.0	SUCCESS	87.6	0.1	SUCCESS	88.0	0.0	SUCCESS
18-Jan-2023	88.1	0.0	SUCCESS	87.6	0.1	SUCCESS	88.0	0.0	SUCCESS
19-Jan-2023	88.1	0.0	SUCCESS	87.6	0.1	SUCCESS	88.0	0.0	SUCCESS
20-Jan-2023	88.1	0.0	SUCCESS	87.7	0.2	SUCCESS	88.0	0.0	SUCCESS
21-Jan-2023	88.1	0.0	SUCCESS	87.6	0.1	SUCCESS	88.0	0.0	SUCCESS
22-Jan-2023	88.1	0.0	SUCCESS	87.6	0.1	SUCCESS	88.0	0.0	SUCCESS
23-Jan-2023	88.1	0.0	SUCCESS	87.6	0.1	SUCCESS	88.0	0.0	SUCCESS
24-Jan-2023	88.1	0.0	SUCCESS	87.6	0.1	SUCCESS	88.0	0.0	SUCCESS
25-Jan-2023	88.1	0.0	SUCCESS	87.6	0.1	SUCCESS	88.0	0.0	SUCCESS
26-Jan-2023	88.1	0.0	SUCCESS	87.6	0.1	SUCCESS	88.0	0.0	SUCCESS
27-Jan-2023	88.1	0.0	SUCCESS	87.6	0.1	SUCCESS	88.0	0.0	SUCCESS
28-Jan-2023	88.1	0.0	SUCCESS	87.6	0.1	SUCCESS	88.0	0.0	SUCCESS
29-Jan-2023	88.1	0.0	SUCCESS	87.6	0.1	SUCCESS	88.0	0.0	SUCCESS
30-Jan-2023	88.1	0.0	SUCCESS	87.6	0.1	SUCCESS	88.0	0.0	SUCCESS
31-Jan-2023	88.1	0.0	SUCCESS	87.6	0.1	SUCCESS	88.0	0.0	SUCCESS



Wellington International Airport
Managed Noise Service
Monthly Report for Feb 2023



WELLINGTON INTERNATIONAL
AIRPORT LIMITED

Managed Noise Service

Monthly Report: Feb 2023

Provided By: Envirosuite
Date: 07 March, 2023



Table of Contents

SUMMARY	3
AIRCRAFT LDN	4
AIRCRAFT OPERATIONS	5
UNCORRELATED AIRCRAFT	7
CALIBRATION REPORT	9



Summary

This report contains the information required by WIAL as part of the Envirosuite Managed Noise Service Agreement. The month of February saw data collected from all three RMTs.

Wellington International Airport
Managed Noise Service
Monthly Report for Feb 2023

Aircraft LDN

Daily LDN Table
Feb 1, 2023 to Feb 28, 2023

	RMT 1 Rongotai	RMT 2 Maupuia	RMT 3 Kekerenga
01-Feb-23	53.1	57.7	55.0
02-Feb-23	54.7	57.5	54.3
03-Feb-23	54.1	59.1	54.6
04-Feb-23	53.4	58.3	56.4
05-Feb-23	54.1	57.4	56.2
06-Feb-23	55.1	58.1	55.6
07-Feb-23	55.0	58.0	55.6
08-Feb-23	52.4	56.1	53.4
09-Feb-23	56.8	53.3	53.9
10-Feb-23	54.4	56.0	52.0
11-Feb-23	55.6	56.8	57.8
12-Feb-23	55.2	49.3	53.2
13-Feb-23	54.3	51.7	50.5
14-Feb-23	57.9	58.7	53.9
15-Feb-23	58.2	59.4	56.0
16-Feb-23	57.2	56.9	55.1
17-Feb-23	57.1	55.4	54.9
18-Feb-23	53.0	57.0	54.2
19-Feb-23	53.4	56.6	53.7
20-Feb-23	54.0	57.6	58.1
21-Feb-23	54.1	57.7	54.9
22-Feb-23	58.5	57.2	55.0
23-Feb-23	58.2	55.8	54.5
24-Feb-23	59.2	55.7	54.5
25-Feb-23	58.5	54.2	52.6
26-Feb-23	52.6	58.5	55.4
27-Feb-23	57.5	58.9	55.1
28-Feb-23	56.7	54.8	53.3

Wellington International Airport
Managed Noise Service
Monthly Report for Feb 2023

Aircraft Operations

Operations Analysis
Feb 1, 2023 to Feb 28, 2023

Operation Type	Day	Night	Total
Arrival	3021	98	3119
Departure	2908	163	3071
Total	5929	261	6190

Jet	Day	Night	Total
A20N - Airbus A-320	149	61	210
A21N - Airbus A-321	125	3	128
A320 - Airbus - A320	1604	23	1627
B38M - Boeing 737 Max 8	16	0	16
B738 - Boeing - 737-800	119	50	169
B752 - Boeing - 757-200	24	2	26
C25A - Cessna Citation CJ2+	13	0	13
C25B - Cessna Citation CJ3 (twin-jet)	2	0	2
C510 - CESSNA CITIATION MUSTANG	14	1	15
C680 - CESSNA - 680 Citation Sovereign L2J/M	2	0	2
CL60 - Canadair Bombardier - CL600/610 Challenger	6	0	6
F900 - Dassault-Breguet - Falcon 900, Mystere 900 (T-18)	2	0	2
FA50 - Dassault-Breguet - Falcon 50, Mystere 50 (T-16)	18	1	19
GLEX - Bombardier GLOBAL EXPRESS/Sentinel	5	1	6
GLF4 - Gulfstream - Gulfstream 4	2	0	2
GLF5 - Gulfstream - Gulfstream 5	1	0	1
LJ60 - Gates Learjet - Learjet 60	3	0	3
STRK	8	0	8
Total	2113	142	2255

Wellington International Airport
Managed Noise Service
Monthly Report for Feb 2023

Turboprop	Day	Night	Total
AT75 - Aerospatiale/Aeritalia - ATR-72-500	39	1	40
AT76 - Aerospatiale/Aeritalia - ATR-72-600	531	35	566
B350 - Beech - Super King Air 350	41	1	42
BE20 - Beech - Super King Air 200, 1300	173	8	181
BE9L - Beech - KingAir90, A90 to E90 (T-44, V-C6), Taurus 90	20	2	22
C130 - Lockheed - Hercules, Spectre	16	0	16
C208 - Cessna-Caravan 1-208,(Super) Cargomaster, Grand Caravan (U27)	548	38	586
C441 - Cessna - Conquest/Conquest 2 - 441	12	0	12
DH8C - Dehavilland - Dash 8, DHC8 - 300	1658	0	1658
JS31 - British Aerospace-BAe-3100 Jetstream 31	16	0	16
JS32 - British Aerospace-BAe-3200 Jetstream Super 31	97	19	116
MU2 - Mitsubishi - MU-2, Marquise, Solitaire	2	0	2
P46T - Piper - Malibu Meridian	2	0	2
PAY4 - Piper - Cheyenne 400	2	0	2
PC12 - Pilatus Flugzeugwerke Ag - PC-12	256	8	264
SF34 - Saab - SF-340	16	0	16
TEX2 - Beechcraft T-6A Texan II	2	0	2
Total	3431	112	3543

Others	Day	Night	Total
AS50 - Eurocopter AS350 Ecureuil	8	0	8
B06 - BELL B-206 JetRanger	1	0	1
BK17 - MBB/Kawasaki BK 117	14	1	15
BN2A - BRITTEN-NORMAN BN2A Mk III Trislander	1	0	1
BN2P - Britten Norman - BN-2A/B Islander, Defender	18	0	18
C152 - Cessna - Cessna 152	2	0	2
C172 - Cessna - Skyhawk 172/Cutlass/Mescalero	22	0	22
C185 - Cessna - Skywagon 185 (U-17A/B)	5	0	5
C402 - Cessna - Cessna 401, 402, Utiliner, Businessliner	2	0	2
DA40 - Diamond DA40	3	0	3
DA42 - DA-42 Diamond Twin Star	2	0	2
EC20	1	0	1
EC30 - Airbus Eurocopter EC130	2	0	2
EC45	2	0	2
GA8 - GippsAero GA8 Airvan	65	0	65
JS3A - British Aerospace (BAe) - Jetstream 3	2	0	2
M9 - Beretta M9	4	0	4
NH90 - NH90 Caiman	1	0	1
P28A - Piper - Cherokee, Archer, Warrior, Cadet, Cruiser (PA-28-140/150/151/160/161/180/181)	40	1	41
P28S	2	0	2
P28T - Piper - Cherokee Arrow 4, Turbo Arrow 4	2	0	2
P68 - Partenavia Construzioni Aeronautiche SpA - P68/B/C/-TC,Victor, Observer/P68R	6	0	6
PA31 - Piper - Chieftan, Mohave, Navajo, T-1020	2	0	2
PA34 - Piper - Seneca 2/3	7	0	7
PA38 - Piper - Tomahawk	37	0	37
RV7	2	0	2
SR22 - Cirrus - SR-22	5	0	5
Total	385	7	392

Category	Day	Night	Total
-----------------	------------	--------------	--------------

Wellington International Airport
Managed Noise Service
Monthly Report for Feb 2023

Category	Day	Night	Total
Jet	2113	142	2255
Turboprop	3431	112	3543
Other	385	7	392
Total	5929	261	6190

Wellington International Airport
Managed Noise Service
Monthly Report for Feb 2023

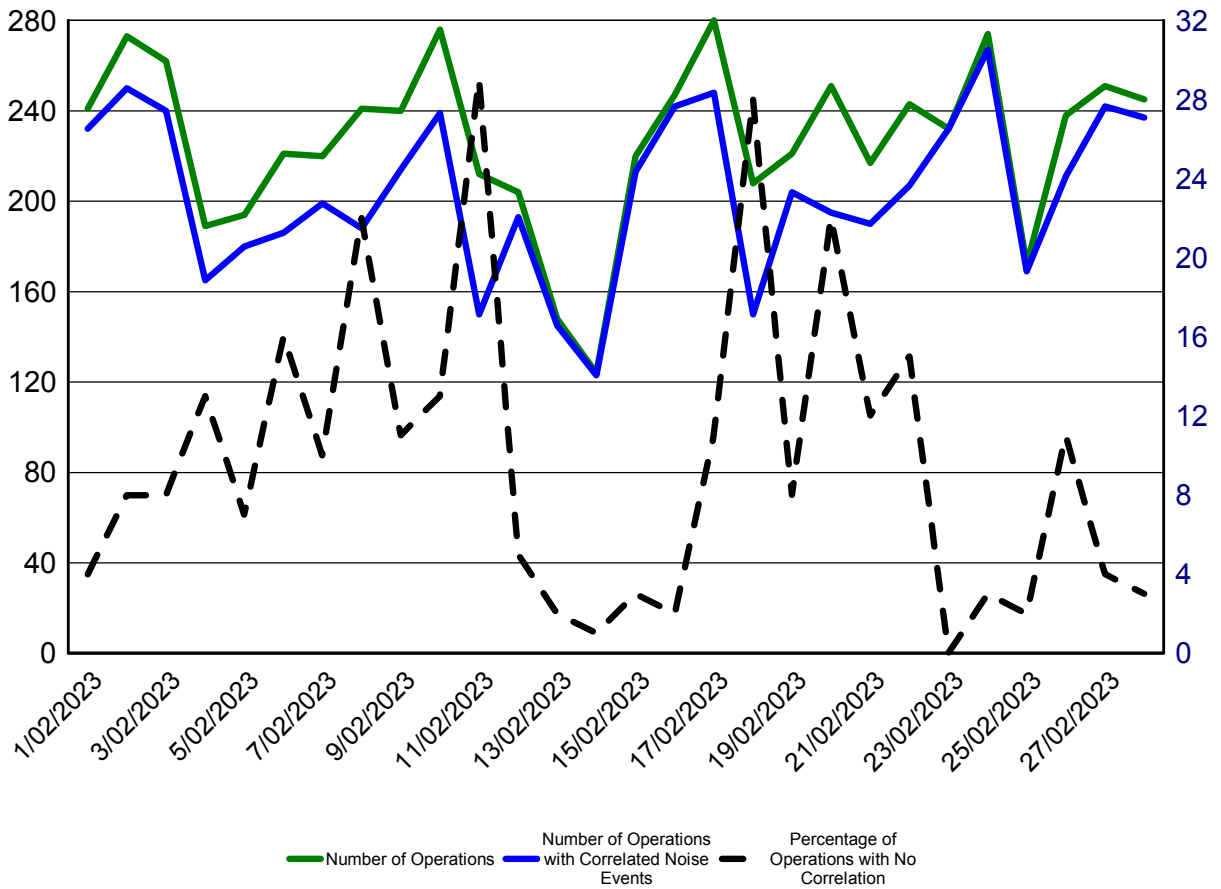
Uncorrelated Aircraft

Uncorrelated Aircraft Analysis
Feb 1, 2023 to Feb 28, 2023

Date	Number of Operations	Operations with Correlated Noise Events	Percentage of Operations With No Correlated Noise Events	Jets with No Correlated Noise Events
01-Feb-2023	241	232	4%	2
02-Feb-2023	273	250	8%	2
03-Feb-2023	262	240	8%	2
04-Feb-2023	189	165	13%	3
05-Feb-2023	194	180	7%	4
06-Feb-2023	221	186	16%	2
07-Feb-2023	220	199	10%	2
08-Feb-2023	241	188	22%	8
09-Feb-2023	240	214	11%	1
10-Feb-2023	276	239	13%	4
11-Feb-2023	212	150	29%	5
12-Feb-2023	204	193	5%	0
13-Feb-2023	148	145	2%	0
14-Feb-2023	124	123	1%	0
15-Feb-2023	220	213	3%	0
16-Feb-2023	247	242	2%	1
17-Feb-2023	280	248	11%	0
18-Feb-2023	208	150	28%	2
19-Feb-2023	221	204	8%	2
20-Feb-2023	251	195	22%	7
21-Feb-2023	217	190	12%	6
22-Feb-2023	243	207	15%	10
23-Feb-2023	232	232	0%	0
24-Feb-2023	274	267	3%	0
25-Feb-2023	172	169	2%	1
26-Feb-2023	238	211	11%	2
27-Feb-2023	251	242	4%	0
28-Feb-2023	245	237	3%	0

Wellington International Airport
 Managed Noise Service
 Monthly Report for Feb 2023

This graph shown below provides a summary of the noise correlation at Wellington Airport during February 2023



Wellington International Airport
Managed Noise Service
Monthly Report for Feb 2023

Calibration Report

	RMT 1			RMT 2			RMT 3		
	Measured	Diff.	Status	Measured	Diff.	Status	Measured	Diff.	Status
01-Feb-2023	88.1	0.0	SUCCESS	87.6	0.1	SUCCESS	88.0	0.0	SUCCESS
02-Feb-2023	88.1	0.0	SUCCESS	87.6	0.1	SUCCESS	88.0	0.0	SUCCESS
03-Feb-2023	88.1	0.0	SUCCESS	87.6	0.1	SUCCESS	88.0	0.0	SUCCESS
04-Feb-2023	88.1	0.0	SUCCESS	87.6	0.1	SUCCESS	88.0	0.0	SUCCESS
05-Feb-2023	88.1	0.0	SUCCESS	87.7	0.2	SUCCESS	88.0	0.0	SUCCESS
06-Feb-2023	88.1	0.0	SUCCESS	87.8	0.3	SUCCESS	88.0	0.0	SUCCESS
07-Feb-2023	88.1	0.0	SUCCESS	87.6	0.1	SUCCESS	88.0	0.0	SUCCESS
08-Feb-2023	88.1	0.0	SUCCESS	87.6	0.1	SUCCESS	88.1	0.1	SUCCESS
09-Feb-2023	88.1	0.0	SUCCESS	87.6	0.1	SUCCESS	88.0	0.0	SUCCESS
10-Feb-2023	88.1	0.0	SUCCESS	87.6	0.1	SUCCESS	88.0	0.0	SUCCESS
11-Feb-2023	88.1	0.0	SUCCESS	87.6	0.1	SUCCESS	88.0	0.0	SUCCESS
12-Feb-2023	88.1	0.0	SUCCESS	87.6	0.1	SUCCESS	88.0	0.0	SUCCESS
13-Feb-2023	88.1	0.0	SUCCESS	87.6	0.1	SUCCESS	88.0	0.0	SUCCESS
14-Feb-2023	88.1	0.0	SUCCESS	87.6	0.1	SUCCESS	88.1	0.1	SUCCESS
15-Feb-2023	88.1	0.0	SUCCESS	87.6	0.1	SUCCESS	88.0	0.0	SUCCESS
16-Feb-2023	88.0	-0.1	SUCCESS	87.6	0.1	SUCCESS	88.1	0.1	SUCCESS
17-Feb-2023	88.1	0.0	SUCCESS	87.6	0.1	SUCCESS	88.0	0.0	SUCCESS
18-Feb-2023	88.1	0.0	SUCCESS	87.6	0.1	SUCCESS	88.0	0.0	SUCCESS
19-Feb-2023	88.1	0.0	SUCCESS	87.7	0.2	SUCCESS	88.0	0.0	SUCCESS
20-Feb-2023	88.1	0.0	SUCCESS	87.6	0.1	SUCCESS	88.0	0.0	SUCCESS
21-Feb-2023	88.1	0.0	SUCCESS	87.7	0.2	SUCCESS	88.0	0.0	SUCCESS
22-Feb-2023	88.1	0.0	SUCCESS	87.6	0.1	SUCCESS	88.0	0.0	SUCCESS
23-Feb-2023	88.0	-0.1	SUCCESS	87.6	0.1	SUCCESS	88.0	0.0	SUCCESS
24-Feb-2023	88.1	0.0	SUCCESS	87.6	0.1	SUCCESS	88.0	0.0	SUCCESS
25-Feb-2023	88.1	0.0	SUCCESS	87.6	0.1	SUCCESS	88.0	0.0	SUCCESS
26-Feb-2023	88.1	0.0	SUCCESS	87.6	0.1	SUCCESS	88.0	0.0	SUCCESS
27-Feb-2023	88.1	0.0	SUCCESS	87.6	0.1	SUCCESS	88.0	0.0	SUCCESS
28-Feb-2023	88.1	0.0	SUCCESS	87.6	0.1	SUCCESS	88.0	0.0	SUCCESS