


Steps you can take to prepare for security screening

If your flight has 90 or more passengers onboard, you must go through security screening before you fly. This is a legal requirement, managed by Aviation Security.

Both you and your carry-on baggage will be screened to make sure you do not have any items you are not allowed, such as knives, firearms, weapons, dangerous goods and other threat items.

If you are travelling internationally, the screening process will also make sure you do not take more than the allowed quantity of powders, liquids, aerosols and gels (PLAGS) on to the aircraft.

If the screening process detects you may be carrying prohibited items, a member of Aviation Security may need to do a pat down search. This involves a member of staff touching the outer surfaces of your clothing to see if they can find any prohibited items.



There are some steps you can take to reduce the need for a pat down search:

Before you get to the airport





Consider what you are going to wear to the airport

Why? The clothes you wear can reduce the likelihood of the body scanner showing areas of concern.


Avoid wearing bulky clothes and multi layers including items such as jackets, hooded tops and scarves.







You are more likely to have a clear scan if you are wearing jeans and a t-shirt rather than bulky cargo pants and a hooded top.

Before you get to the screening point

-  **Take all items out of your pockets and them in your bag**
Why? Items in your pocket will be detected as areas of concern by the body scanner.
-  **You may wish to take off large items of jewellery, such as watches, and put them in your bag**
Why? This is not a requirement, but large items of jewellery may be detected as areas of concern by the body scanner.

When you arrive at the screening point

-  **Take off your jacket and put it in a tray**
Why? The body scanner is more likely to indicate areas of concern if you are wearing a jacket.

Jackets have lots of zips and pockets and these may be detected by the body scanner.
-  **If you are wearing steel capped footwear, or boots above the ankle take them off and put them in a tray**
Why? The body scanner is more likely to indicate areas of concern at the lower leg/ankle area if you are wearing these types of footwear.
-  **Pull up your socks**
Why? The body scanner may detect bunched up socks as an area of concern.
-  **You may wish to take off your belt and put it in a tray.**
Why? The body scanner may detect the belt buckle as an area of concern.
-  **Take off your hat and put it in a tray**
Why? The body scanner may detect the hat as an area of concern.
-  **Take off headphones and put them in a tray**
Why? Headphones must be screened through the x-ray
-  **Follow instructions given to you by Aviation Security Officers**
Why? Aviation Security Officers will help you during each step of the screening process.

If you have any questions or need help at any stage of the screening process please ask an Aviation Security Officer.

Find out more about security screening and Aviation Security Service:
www.aviation.govt.nz/passenger-information